Whimsical hand saw with a wren

Needlepoint pattern | 90 x 126 stitches | 5 x 7 in (12.7 x 17.8 cm) on 18 mesh | 20 colors



How to stitch it



1. Each square is one tent stitch, up at 1, down at 2. Lines in continental, right to left, the canvas upside down for the next row; wide areas in basketweave.
2. Cut 18 in of thread. Start and end it without a knot left behind.
3. Mark the middle of the canvas. It is the outlined square on page 2, column 45, row 63 (DMC 322): start there. Count threads, not holes.
4. Go on from it: picture first, background last. Gray squares are on two pages: stitch them once.
5. When it is done, block it square.

First time? How to needlepoint: flossfield.com/needlepoint/guides/how-to-start/
How to read a chart: flossfield.com/needlepoint/guides/how-to-read-a-chart/

What you need

Canvas: blank mono canvas, 18 mesh (18 threads to the inch), cut 9 in wide x 11 in high (22.9 x 27.9 cm).

Needle: blunt tapestry, size 22. Also masking tape for the cut edges, and small scissors.

Thread: six-strand floss, 20 colors, about 21 skeins in all (an estimate). Stitch with 4 strands (5 or 6 if canvas shows).

Frame it: acid-free board and a frame.
How to frame needlepoint.

Thread list, DMC

			stitches	skeins
●	967	Very Light Apricot	1,509	2
■	819	Light Baby Pink	962	1
▲	3347	Medium Yellow Green	933	1
◆	747	Very Light Sky Blue	824	1
▼	3811	Very Light Turquoise	805	1
★	433	Medium Brown	796	1
❖	977	Light Golden Brown	721	1
X	3346	Hunter Green	533	1
H	738	Very Light Tan	533	1
+	319	Very Dark Pistachio Green	492	1
=	322	Dark Baby Blue	476	1
Z	3042	Light Antique Violet	396	1
A	BLANC	White	353	1
V	3348	Light Yellow Green	342	1
T	3743	Very Light Antique Violet	322	1
N	898	Very Dark Coffee Brown	319	1
S	3733	Dusty Rose	277	1
K	797	Royal Blue	262	1
E	3350	Ultra Dark Dusty Rose	244	1
C	3740	Dark Antique Violet	241	1

Skeins are estimates: the thread a stitch takes on the front and back of 18 mesh canvas, plus 30 percent, rounded up for each color.
Thread colors are approximate screen matches to DMC numbers. Check against real thread before you buy.
For your own stitching, gifts and handmade pieces you sell. Do not resell or share this PDF or copies of it.

Whimsical hand saw with a wren Needlepoint pattern

Columns 1 to 90, rows 1 to 67. Start at the red outline

This page is the dark part of the chart



Key

- ● **DMC 967** Very Light Apricot
- ■ **DMC 819** Light Baby Pink
- ▲ **DMC 3347** Medium Yellow Green
- ◆ **DMC 747** Very Light Sky Blue
- ▼ **DMC 3811** Very Light Turquoise
- ★ **DMC 433** Medium Brown
- ❖ **DMC 977** Light Golden Brown
- X **DMC 3346** Hunter Green
- H **DMC 738** Very Light Tan
- \+ **DMC 319** Very Dark Pistachio Green
- = **DMC 322** Dark Baby Blue
- Z **DMC 3042** Light Antique Violet
- A **DMC BLANC** White
- V **DMC 3348** Light Yellow Green
- T **DMC 3743** Very Light Antique Violet
- N **DMC 898** Very Dark Coffee Brown
- K **DMC 797** Royal Blue
- C **DMC 3740** Dark Antique Violet

Whimsical hand saw with a wren

Needlepoint pattern

Columns 1 to 90, rows 68 to 126. Gray squares: charted already, do not stitch again

This page is the dark part of the chart



Key

- ■ **DMC 819** Light Baby Pink
- ▲ **DMC 3347** Medium Yellow Green
- ◆ **DMC 747** Very Light Sky Blue
- ▼ **DMC 3811** Very Light Turquoise
- ★ **DMC 433** Medium Brown
- ❖ **DMC 977** Light Golden Brown
- X **DMC 3346** Hunter Green
- H **DMC 738** Very Light Tan
- \+ **DMC 319** Very Dark Pistachio Green
- = **DMC 322** Dark Baby Blue
- Z **DMC 3042** Light Antique Violet
- A **DMC BLANC** White
- V **DMC 3348** Light Yellow Green
- T **DMC 3743** Very Light Antique Violet
- N **DMC 898** Very Dark Coffee Brown
- S **DMC 3733** Dusty Rose
- K **DMC 797** Royal Blue
- E **DMC 3350** Ultra Dark Dusty Rose
- C **DMC 3740** Dark Antique Violet