Whimsical scallop shell

Needlepoint pattern | 90 x 126 stitches | 5 x 7 in (12.7 x 17.8 cm) on 18 mesh | 20 colors



How to stitch it



1. Each square is one tent stitch, up at 1, down at 2. Lines in continental, right to left, the canvas upside down for the next row; wide areas in basketweave.
2. Cut 18 in of thread. Start and end it without a knot left behind.
3. Mark the middle of the canvas. It is the outlined square on page 2, column 45, row 63 (DMC 3825): start there. Count threads, not holes.
4. Go on from it: picture first, background last. Gray squares are on two pages: stitch them once.
5. When it is done, block it square.

First time? How to needlepoint: flossfield.com/needlepoint/guides/how-to-start/
How to read a chart: flossfield.com/needlepoint/guides/how-to-read-a-chart/

What you need

Canvas: blank mono canvas, 18 mesh (18 threads to the inch), cut 9 in wide x 11 in high (22.9 x 27.9 cm).

Needle: blunt tapestry, size 22. Also masking tape for the cut edges, and small scissors.

Thread: six-strand floss, 20 colors, about 22 skeins in all (an estimate). Stitch with 4 strands (5 or 6 if canvas shows).

Frame it: acid-free board and a frame.
How to frame needlepoint.

Thread list, DMC

			stitches	skeins
●	967	Very Light Apricot	1,409	2
■	210	Medium Lavender	1,396	2
▲	211	Light Lavender	1,041	1
◆	761	Light Salmon	980	1
▼	3831	Dark Raspberry	881	1
★	745	Light Pale Yellow	771	1
❖	340	Medium Blue Violet	546	1
X	598	Light Turquoise	525	1
H	3825	Pale Pumpkin	425	1
+	3823	Ultra Pale Yellow	409	1
=	3833	Light Raspberry	404	1
Z	352	Light Coral	396	1
A	436	Tan	345	1
V	817	Very Dark Coral Red	324	1
T	738	Very Light Tan	320	1
N	3811	Very Light Turquoise	292	1
S	3832	Medium Raspberry	285	1
K	801	Dark Coffee Brown	277	1
E	597	Turquoise	176	1
C	350	Medium Coral	138	1

Skeins are estimates: the thread a stitch takes on the front and back of 18 mesh canvas, plus 30 percent, rounded up for each color.
Thread colors are approximate screen matches to DMC numbers. Check against real thread before you buy.
For your own stitching, gifts and handmade pieces you sell. Do not resell or share this PDF or copies of it.

Whimsical scallop shell

Needlepoint pattern

Columns 1 to 90, rows 1 to 67. Start at the red outline

This page is the dark part of the chart



Key

- ● **DMC 967** Very Light Apricot
- ■ **DMC 210** Medium Lavender
- ▲ **DMC 211** Light Lavender
- ◆ **DMC 761** Light Salmon
- ▼ **DMC 3831** Dark Raspberry
- ★ **DMC 745** Light Pale Yellow
- ❖ **DMC 340** Medium Blue Violet
- H **DMC 3825** Pale Pumpkin
- \+ **DMC 3823** Ultra Pale Yellow
- = **DMC 3833** Light Raspberry
- Z **DMC 352** Light Coral
- S **DMC 3832** Medium Raspberry
- C **DMC 350** Medium Coral

Whimsical scallop shell

Needlepoint pattern

Columns 1 to 90, rows 68 to 126. Gray squares: charted already, do not stitch again

This page is the dark part of the chart



Key

- ● **DMC 967** Very Light Apricot
- ■ **DMC 210** Medium Lavender
- ▲ **DMC 211** Light Lavender
- ◆ **DMC 761** Light Salmon
- ▼ **DMC 3831** Dark Raspberry
- ★ **DMC 745** Light Pale Yellow
- ❖ **DMC 340** Medium Blue Violet
- X **DMC 598** Light Turquoise
- H **DMC 3825** Pale Pumpkin
- \+ **DMC 3823** Ultra Pale Yellow
- = **DMC 3833** Light Raspberry
- Z **DMC 352** Light Coral
- A **DMC 436** Tan
- V **DMC 817** Very Dark Coral Red
- T **DMC 738** Very Light Tan
- N **DMC 3811** Very Light Turquoise
- S **DMC 3832** Medium Raspberry
- K **DMC 801** Dark Coffee Brown
- E **DMC 597** Turquoise
- C **DMC 350** Medium Coral