Whimsical scooter

Needlepoint pattern | 72 x 72 stitches | 4 x 4 in (10.2 x 10.2 cm) on 18 mesh | 12 colors



How to stitch it



1. Each square is one tent stitch, up at 1, down at 2. Lines in continental, right to left, the canvas upside down for the next row; wide areas in basketweave.
2. Cut 18 in of thread. Start and end it without a knot left behind.
3. Mark the middle of the canvas. It is the outlined square, column 36, row 36 (DMC 959): start there. Count threads, not holes.
4. Go on from it: picture first, background last. End the thread before crossing another color.
5. Last, two more rows all round in DMC BLANC: the board's edge hides them.

First time? How to needlepoint: flossfield.com/needlepoint/guides/how-to-start/
How to read a chart: flossfield.com/needlepoint/guides/how-to-read-a-chart/

What you need

Canvas: blank mono canvas, 18 mesh (18 threads to the inch), cut 8.5 in square (21.6 cm).

Needle: blunt tapestry, size 22. Also masking tape for the cut edges, and small scissors.

Thread: six-strand floss, 12 colors, about 15 skeins in all (an estimate). Stitch with 4 strands (5 or 6 if canvas shows).

Make it an ornament: board, thin batting, backing fabric and twisted cord.
How to finish an ornament.

Thread list, DMC

			stitches	skeins
■	**351**	Coral	3,058	3
●	**BLANC**	White	1,096	2
▼	**959**	Medium Seagreen	594	1
❖	**310**	Black	120	1
X	**433**	Medium Brown	116	1
Z	**3799**	Very Dark Pewter Gray	92	1
▲	**415**	Pearl Gray	38	1
=	**3812**	Very Dark Seagreen	27	1
+	**321**	Red	15	1
◆	**775**	Very Light Baby Blue	12	1
★	**726**	Light Topaz	12	1
H	**898**	Very Dark Coffee Brown	4	1

Skeins are estimates, with the two extra rows: the thread a stitch takes on the front and back of 18 mesh canvas, plus 30 percent, rounded up for each color.

Thread colors are approximate screen matches to DMC numbers. Check against real thread before you buy.

For your own stitching, gifts and handmade pieces you sell. Do not resell or share this PDF or copies of it.

Whimsical scooter Needlepoint pattern

Chart: 72 x 72 stitches. Start at the red outline

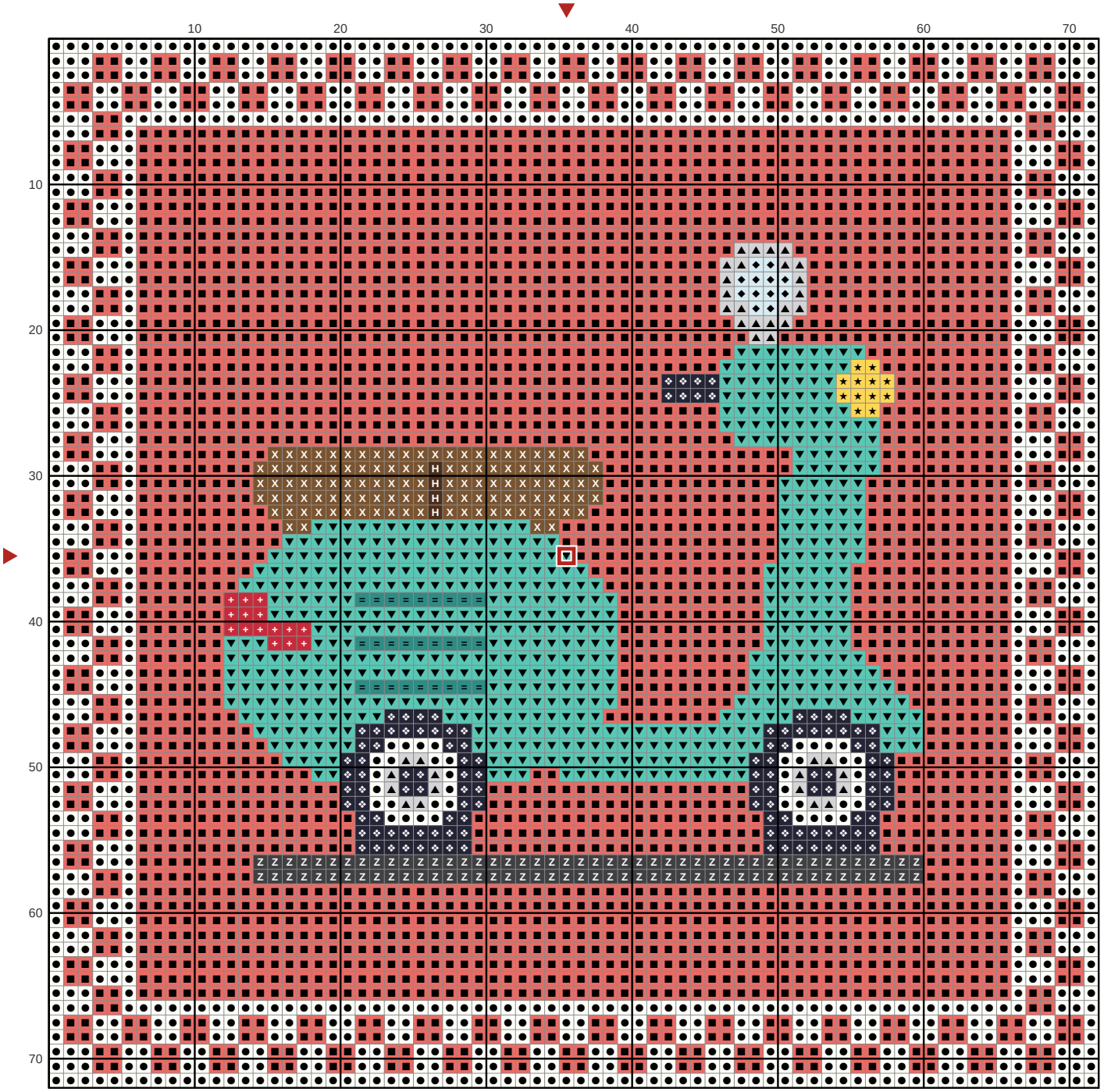

Key

- ■ **DMC 351** Coral
- ● **DMC BLANC** White
- ▼ **DMC 959** Medium Seagreen
- ❖ **DMC 310** Black
- X **DMC 433** Medium Brown
- Z **DMC 3799** Very Dark Pewter Gray
- ▲ **DMC 415** Pearl Gray
- = **DMC 3812** Very Dark Seagreen
- \+ **DMC 321** Red
- ◆ **DMC 775** Very Light Baby Blue
- ★ **DMC 726** Light Topaz
- H **DMC 898** Very Dark Coffee Brown