Whimsical sewing machine

Needlepoint pattern | 72 x 72 stitches | 4 x 4 in (10.2 x 10.2 cm) on 18 mesh | 10 colors



How to stitch it



1. Each square is one tent stitch, up at 1, down at 2. Lines in continental, right to left, the canvas upside down for the next row; wide areas in basketweave.
2. Cut 18 in of thread. Start and end it without a knot left behind.
3. Mark the middle of the canvas. It is the outlined square, column 36, row 36 (DMC 597): start there. Count threads, not holes.
4. Go on from it: picture first, background last. End the thread before crossing another color.
5. Last, two more rows all round in DMC BLANC: the board's edge hides them.

First time? How to needlepoint: flossfield.com/needlepoint/guides/how-to-start/
How to read a chart: flossfield.com/needlepoint/guides/how-to-read-a-chart/

What you need

Canvas: blank mono canvas, 18 mesh (18 threads to the inch), cut 8.5 in square (21.6 cm).

Needle: blunt tapestry, size 22. Also masking tape for the cut edges, and small scissors.

Thread: six-strand floss, 10 colors, about 13 skeins in all (an estimate). Stitch with 4 strands (5 or 6 if canvas shows).

Make it an ornament: board, thin batting, backing fabric and twisted cord.
How to finish an ornament.

Thread list

			stitches	skeins of floss
■	**DMC 597**	Turquoise	2,972	3
●	**DMC BLANC**	White	1,062	2
▼	**DMC 310**	Black	605	1
H	**DMC 920**	Medium Copper	241	1
❖	**DMC 726**	Light Topaz	82	1
X	**DMC 602**	Medium Cranberry	68	1
+	**DMC 898**	Very Dark Coffee Brown	50	1
◆	**DMC 666**	Bright Red	44	1
★	**DMC 415**	Pearl Gray	44	1
▲	**DMC 728**	Topaz	16	1

Skeins are estimates, with the two extra rows: the thread a stitch takes on the front and back of 18 mesh canvas, plus 30 percent, rounded up for each color.

Thread colors are approximate screen matches to DMC numbers. Check against real thread before you buy.

For your own stitching, gifts and handmade pieces you sell. Do not resell or share this PDF or copies of it.

Whimsical sewing machine Needlepoint pattern

Chart: 72 x 72 stitches. Start at the red outline



Key

- **DMC 597** Turquoise
- **DMC BLANC** White
- **DMC 310** Black
- **DMC 920** Medium Copper
- **DMC 726** Light Topaz
- **DMC 602** Medium Cranberry
- **DMC 898** Very Dark Coffee Brown
- **DMC 666** Bright Red
- **DMC 415** Pearl Gray
- **DMC 728** Topaz