Whimsical ship's wheel

Needlepoint pattern | 140 x 140 stitches | 14 x 14 in (35.6 x 35.6 cm) on 10 mesh | 24 colors



How to stitch it



1. Each square is one tent stitch, up at 1, down at 2. Lines in continental, right to left, the canvas upside down for the next row; wide areas in basketweave.
2. Cut 18 in of thread. Start and end it without a knot left behind.
3. Mark the middle of the canvas. It is the outlined square on page 2, column 70, row 70 (DMC 782): start there. Count threads, not holes.
4. Go on from it: picture first, background last. Gray squares are on two pages: stitch them once.
5. Last, two more rows all round, each stitch in the color it lies beside: the seam hides them.

First time? How to needlepoint: flossfield.com/needlepoint/guides/how-to-start/
How to read a chart: flossfield.com/needlepoint/guides/how-to-read-a-chart/

What you need

Canvas: blank mono canvas, 10 mesh (10 threads to the inch), cut 18.5 in square (47 cm).

Needle: blunt tapestry, size 18. Also masking tape for the cut edges, and small scissors.

Thread: pearl cotton size 3, 24 colors, about 47 skeins in all (an estimate). Stitch with 2 lengths together.

Make it a pillow: backing fabric, an insert the size of the stitching or an inch larger, and cord or piping for the edge. How to finish a pillow.

Thread list, DMC

			stitches	skeins
●	3865	Winter White	2,222	4
■	519	Sky Blue	2,006	4
▲	436	Tan	1,655	4
◆	3761	Light Sky Blue	1,398	3
▼	3848	Medium Teal Green	1,257	3
★	780	Ultra Very Dark Topaz	1,045	2
❖	814	Dark Garnet	1,044	2
X	739	Ultra Very Light Tan	1,039	2
H	726	Light Topaz	1,011	2
+	498	Dark Red	854	2
=	3765	Very Dark Peacock Blue	801	2
Z	321	Red	779	2
A	782	Dark Topaz	692	2
V	727	Very Light Topaz	666	2
T	747	Very Light Sky Blue	654	2
N	783	Medium Topaz	441	1
S	931	Medium Antique Blue	347	1
K	972	Deep Canary	321	1
E	939	Very Dark Navy Blue	293	1
C	738	Very Light Tan	276	1
P	964	Light Seagreen	269	1
U	3752	Very Light Antique Blue	233	1
L	3706	Medium Melon	197	1
2	970	Light Pumpkin	100	1

Skeins are estimates, with the two extra rows: the thread a stitch takes on the front and back of 10 mesh canvas, plus 30 percent, rounded up for each color.

Thread colors are approximate screen matches to DMC numbers. Check against real thread before you buy.

For your own stitching, gifts and handmade pieces you sell. Do not resell or share this PDF or copies of it.

Whimsical ship's wheel

Needlepoint pattern

Columns 1 to 74, rows 1 to 74. Start at the red outline

This page is the dark part of the chart



Key

● **DMC 3865** Winter White	+ **DMC 498** Dark Red	K **DMC 972** Deep Canary
■ **DMC 519** Sky Blue	= **DMC 3765** Very Dark Peacock Blue	E **DMC 939** Very Dark Navy Blue
▲ **DMC 436** Tan	Z **DMC 321** Red	C **DMC 738** Very Light Tan
◆ **DMC 3761** Light Sky Blue	A **DMC 782** Dark Topaz	P **DMC 964** Light Seagreen
▼ **DMC 3848** Medium Teal Green	V **DMC 727** Very Light Topaz	U **DMC 3752** Very Light Antique Blue
★ **DMC 780** Ultra Very Dark Topaz	T **DMC 747** Very Light Sky Blue	L **DMC 3706** Medium Melon
❖ **DMC 814** Dark Garnet	N **DMC 783** Medium Topaz	
H **DMC 726** Light Topaz	S **DMC 931** Medium Antique Blue	

Whimsical ship's wheel Needlepoint pattern

Columns 75 to 140, rows 1 to 74. Gray squares: charted already, do not stitch again

This page is the dark part of the chart



Key

- ● **DMC 3865** Winter White
- ■ **DMC 519** Sky Blue
- ▲ **DMC 436** Tan
- ◆ **DMC 3761** Light Sky Blue
- ▼ **DMC 3848** Medium Teal Green
- ★ **DMC 780** Ultra Very Dark Topaz
- ❖ **DMC 814** Dark Garnet
- H **DMC 726** Light Topaz
- \+ **DMC 498** Dark Red
- = **DMC 3765** Very Dark Peacock Blue
- Z **DMC 321** Red
- A **DMC 782** Dark Topaz
- V **DMC 727** Very Light Topaz
- T **DMC 747** Very Light Sky Blue
- N **DMC 783** Medium Topaz
- S **DMC 931** Medium Antique Blue
- K **DMC 972** Deep Canary
- E **DMC 939** Very Dark Navy Blue
- C **DMC 738** Very Light Tan
- P **DMC 964** Light Seagreen
- U **DMC 3752** Very Light Antique Blue
- L **DMC 3706** Medium Melon

Whimsical ship's wheel Needlepoint pattern

Columns 1 to 74, rows 75 to 140. Gray squares: charted already, do not stitch again

This page is the dark part of the chart



Key

- ● **DMC 3865** Winter White
- ▲ **DMC 436** Tan
- ▼ **DMC 3848** Medium Teal Green
- ★ **DMC 780** Ultra Very Dark Topaz
- ❖ **DMC 814** Dark Garnet
- X **DMC 739** Ultra Very Light Tan
- H **DMC 726** Light Topaz
- \+ **DMC 498** Dark Red
- = **DMC 3765** Very Dark Peacock Blue
- Z **DMC 321** Red
- A **DMC 782** Dark Topaz
- V **DMC 727** Very Light Topaz
- N **DMC 783** Medium Topaz
- S **DMC 931** Medium Antique Blue
- C **DMC 738** Very Light Tan
- P **DMC 964** Light Seagreen
- U **DMC 3752** Very Light Antique Blue
- L **DMC 3706** Medium Melon

Whimsical ship's wheel Needlepoint pattern

Columns 75 to 140, rows 75 to 140. Gray squares: charted already, do not stitch again

This page is the dark part of the chart

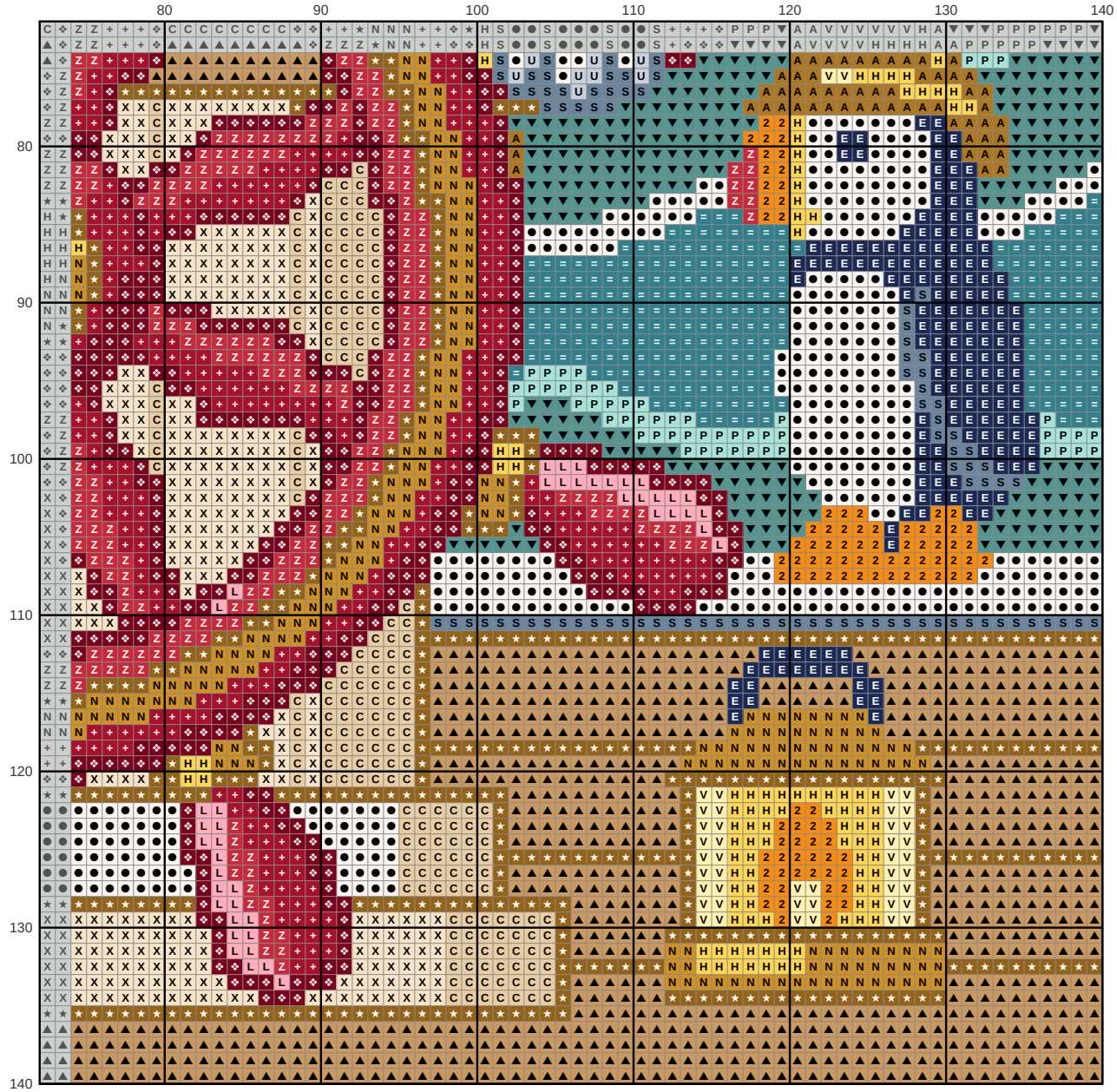

Key

- ● **DMC 3865** Winter White
- ▲ **DMC 436** Tan
- ▼ **DMC 3848** Medium Teal Green
- ★ **DMC 780** Ultra Very Dark Topaz
- ❖ **DMC 814** Dark Garnet
- X **DMC 739** Ultra Very Light Tan
- H **DMC 726** Light Topaz
- \+ **DMC 498** Dark Red
- = **DMC 3765** Very Dark Peacock Blue
- Z **DMC 321** Red
- A **DMC 782** Dark Topaz
- V **DMC 727** Very Light Topaz
- N **DMC 783** Medium Topaz
- S **DMC 931** Medium Antique Blue
- E **DMC 939** Very Dark Navy Blue
- C **DMC 738** Very Light Tan
- P **DMC 964** Light Seagreen
- U **DMC 3752** Very Light Antique Blue
- L **DMC 3706** Medium Melon
- 2 **DMC 970** Light Pumpkin