Whimsical skier Christmas stocking

Needlepoint pattern | 143 x 234 stitches | 11 x 18 in (27.9 x 45.7 cm) on 13 mesh | 24 colors



How to stitch it



1. Each square is one tent stitch, up at 1, down at 2. Lines in continental, right to left, the canvas upside down for the next row; wide areas in basketweave.
2. Cut 18 in of thread. Start and end it without a knot left behind.
3. Mark the crossing 2 in from the top and right edges of the canvas. It is the outlined square, top right of page 2, column 143, row 1 (DMC B5200): start there. Count threads, not holes.
4. The name first, where you put one on it, then downward, background as you go. Gray squares are on two pages: stitch them once. Empty squares stay bare.
5. Last, two more rows all round, each stitch in the color it lies beside: the seam hides them. Ask your finisher first.

The dashed box on the cuff is the place for a name, and the two red marks are its middle: type one on the pattern's page to have it charted.

First time? How to needlepoint: flossfield.com/needlepoint/guides/how-to-start/
How to read a chart: flossfield.com/needlepoint/guides/how-to-read-a-chart/

What you need

Canvas: blank mono canvas, 13 mesh (13 threads to the inch), cut 15.5 in wide x 22.5 in high (39.4 x 57.2 cm).

Needle: blunt tapestry, size 20. Also masking tape for the cut edges, and small scissors.

Thread: six-strand floss, 24 colors, about 50 skeins in all (an estimate). Stitch with 7 strands (8 if canvas shows).

Make it a stocking: a finisher, who backs and lines it (ask months before Christmas), or backing, lining, cord and a loop to sew it up yourself. How to finish a stocking.

Thread list, DMC

			stitches	skeins
●	**B5200**	Snow White	6,176	10
■	**210**	Medium Lavender	3,658	7
▲	**211**	Light Lavender	2,755	5
◆	**209**	Dark Lavender	1,529	3
▼	**502**	Blue Green	1,266	2
★	**434**	Light Brown	895	2
❖	**500**	Very Dark Blue Green	875	2
X	**898**	Very Dark Coffee Brown	728	2
H	**321**	Red	709	2
+	**3823**	Ultra Pale Yellow	688	1
=	**336**	Navy Blue	638	1
Z	**3746**	Dark Blue Violet	503	1
A	**815**	Medium Garnet	493	1
V	**745**	Light Pale Yellow	380	1
T	**743**	Medium Yellow	295	1
N	**3371**	Black Brown	282	1
S	**3862**	Dark Mocha Beige	262	1
K	**3820**	Dark Straw	216	1
E	**3824**	Light Apricot	130	1
C	**3853**	Dark Autumn Gold	118	1
P	**782**	Dark Topaz	114	1
U	**842**	Very Light Beige Brown	113	1
L	**3772**	Very Dark Desert Sand	77	1
2	**632**	Ultra Very Dark Desert Sand	20	1

Skeins are estimates, with the two extra rows: the thread a stitch takes on the front and back of 13 mesh canvas, plus 30 percent, rounded up for each color.

Thread colors are approximate screen matches to DMC numbers. Check against real thread before you buy.

For your own stitching, gifts and handmade pieces you sell. Do not resell or share this PDF or copies of it.

Whimsical skier Christmas stocking

Needlepoint pattern

Columns 62 to 143, rows 1 to 71. Start at the red outline

This page is the dark part of the chart



Key

- ● **DMC B5200** Snow White
- ■ **DMC 210** Medium Lavender
- ▲ **DMC 211** Light Lavender
- ◆ **DMC 209** Dark Lavender
- ▼ **DMC 502** Blue Green
- ★ **DMC 434** Light Brown
- **H** **DMC 321** Red
- **+** **DMC 3823** Ultra Pale Yellow
- **Z** **DMC 3746** Dark Blue Violet
- **V** **DMC 745** Light Pale Yellow
- **T** **DMC 743** Medium Yellow
- **N** **DMC 3371** Black Brown
- **S** **DMC 3862** Dark Mocha Beige
- **E** **DMC 3824** Light Apricot
- **U** **DMC 842** Very Light Beige Brown

Whimsical skier Christmas stocking

Needlepoint pattern

Columns 61 to 143, rows 72 to 140. Gray squares: charted already, do not stitch again

This page is the dark part of the chart



Key

- ● **DMC B5200** Snow White
- ■ **DMC 210** Medium Lavender
- ▲ **DMC 211** Light Lavender
- ◆ **DMC 209** Dark Lavender
- ▼ **DMC 502** Blue Green
- ★ **DMC 434** Light Brown
- ❖ **DMC 500** Very Dark Blue Green
- X **DMC 898**
- H **DMC 321** Red
- \+ **DMC 3823** Ultra Pale Yellow
- = **DMC 336** Navy Blue
- Z **DMC 3746** Dark Blue Violet
- A **DMC 815** Medium Garnet
- V **DMC 745** Light Pale Yellow
- N **DMC 3371** Black Brown
- S **DMC 3862** Dark Mocha Beige
- K **DMC 3820** Dark Straw
- P **DMC 782** Dark Topaz
- U **DMC 842**
- L **DMC 3772**
- 2 **DMC 632**

Whimsical skier Christmas stocking

Needlepoint pattern

Columns 1 to 72, rows 141 to 234. Gray squares: charted already, do not stitch again

This page is the dark part of the chart

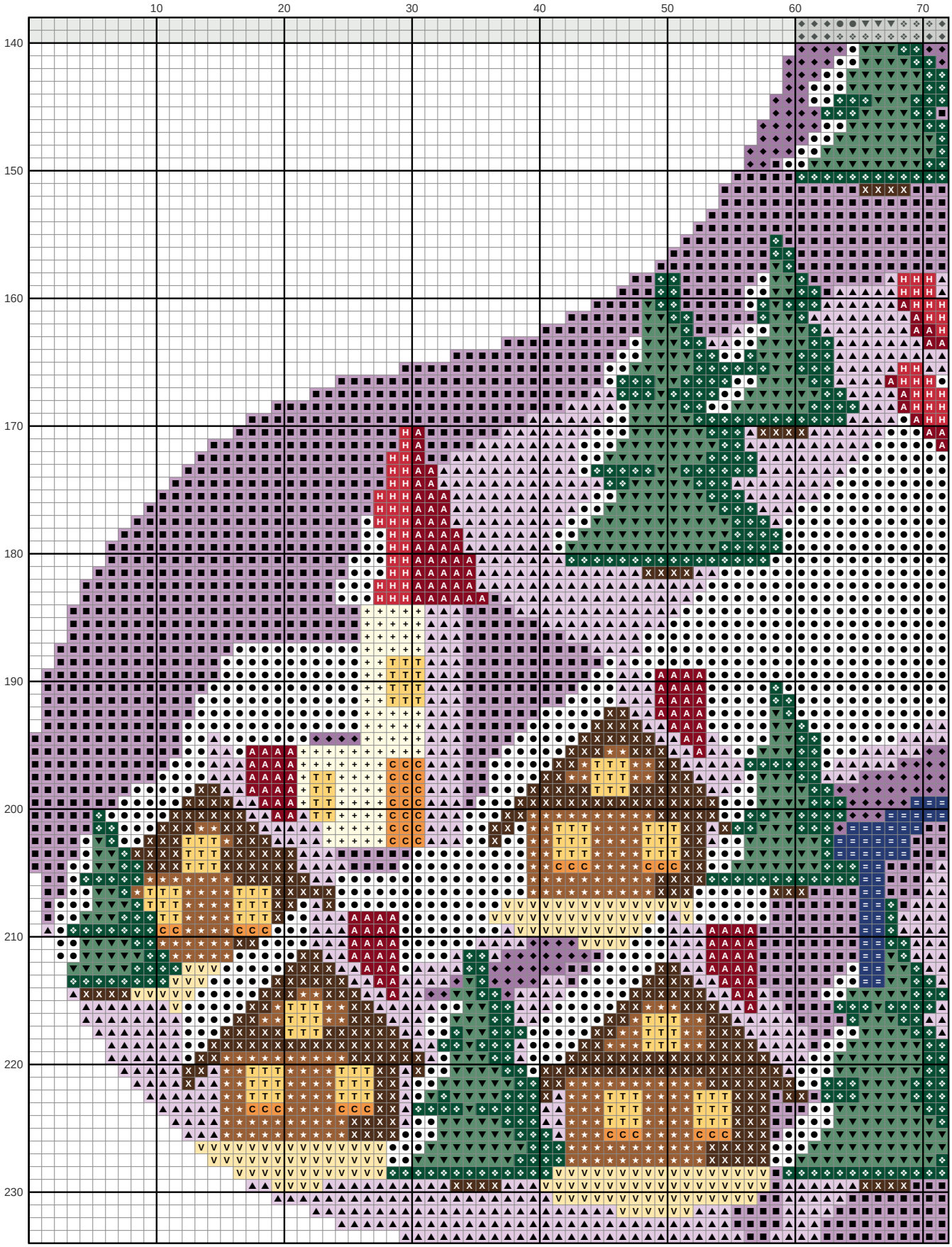

Whimsical skier Christmas stocking Needlepoint pattern

Columns 73 to 143, rows 141 to 234. Gray squares: charted already, do not stitch again

This page is the dark part of the chart

