Whimsical skink asleep in a daisy ring

Needlepoint pattern | 104 x 104 stitches | 8 x 8 in (20.3 x 20.3 cm) on 13 mesh | 18 colors



How to stitch it



1. Each square is one tent stitch, up at 1, down at 2. Lines in continental, right to left, the canvas upside down for the next row; wide areas in basketweave.
2. Cut 18 in of thread. Start and end it without a knot left behind.
3. Mark the middle of the canvas. It is the outlined square on page 2, column 52, row 52 (DMC 744): start there. Count threads, not holes.
4. Go on from it: picture first, background last. Gray squares are on two pages: stitch them once.
5. Last, two more rows all round in DMC 895: the seam hides them.

First time? How to needlepoint: flossfield.com/needlepoint/guides/how-to-start/
How to read a chart: flossfield.com/needlepoint/guides/how-to-read-a-chart/

What you need

Canvas: blank mono canvas, 13 mesh (13 threads to the inch), cut 12.5 in square (31.8 cm).

Needle: blunt tapestry, size 20. Also masking tape for the cut edges, and small scissors.

Thread: six-strand floss, 18 colors, about 28 skeins in all (an estimate). Stitch with 7 strands (8 if canvas shows).

Make it a pillow: backing fabric, an insert the size of the stitching or an inch larger, and cord or piping for the edge. How to finish a pillow.

Thread list, DMC

			stitches	skeins
●	3733	Dusty Rose	2,678	4
■	895	Very Dark Hunter Green	2,152	5
▲	BLANC	White	1,408	3
◆	744	Pale Yellow	1,312	2
▼	898	Very Dark Coffee Brown	682	1
★	159	Light Gray Blue	631	1
❖	434	Light Brown	420	1
X	3346	Hunter Green	247	1
H	3844	Dark Bright Turquoise	223	1
+	471	Very Light Avocado Green	180	1
=	782	Dark Topaz	166	1
Z	725	Medium Light Topaz	162	1
A	3846	Light Bright Turquoise	153	1
V	3808	Ultra Very Dark Turquoise	116	1
T	3855	Light Autumn Gold	108	1
N	964	Light Seagreen	80	1
S	772	Very Light Yellow Green	76	1
K	351	Coral	22	1

Skeins are estimates, with the two extra rows: the thread a stitch takes on the front and back of 13 mesh canvas, plus 30 percent, rounded up for each color.

Thread colors are approximate screen matches to DMC numbers. Check against real thread before you buy.

For your own stitching, gifts and handmade pieces you sell. Do not resell or share this PDF or copies of it.

Whimsical skink asleep in a daisy ring

Needlepoint pattern

Columns 1 to 56, rows 1 to 104. Start at the red outline

This page is the dark part of the chart

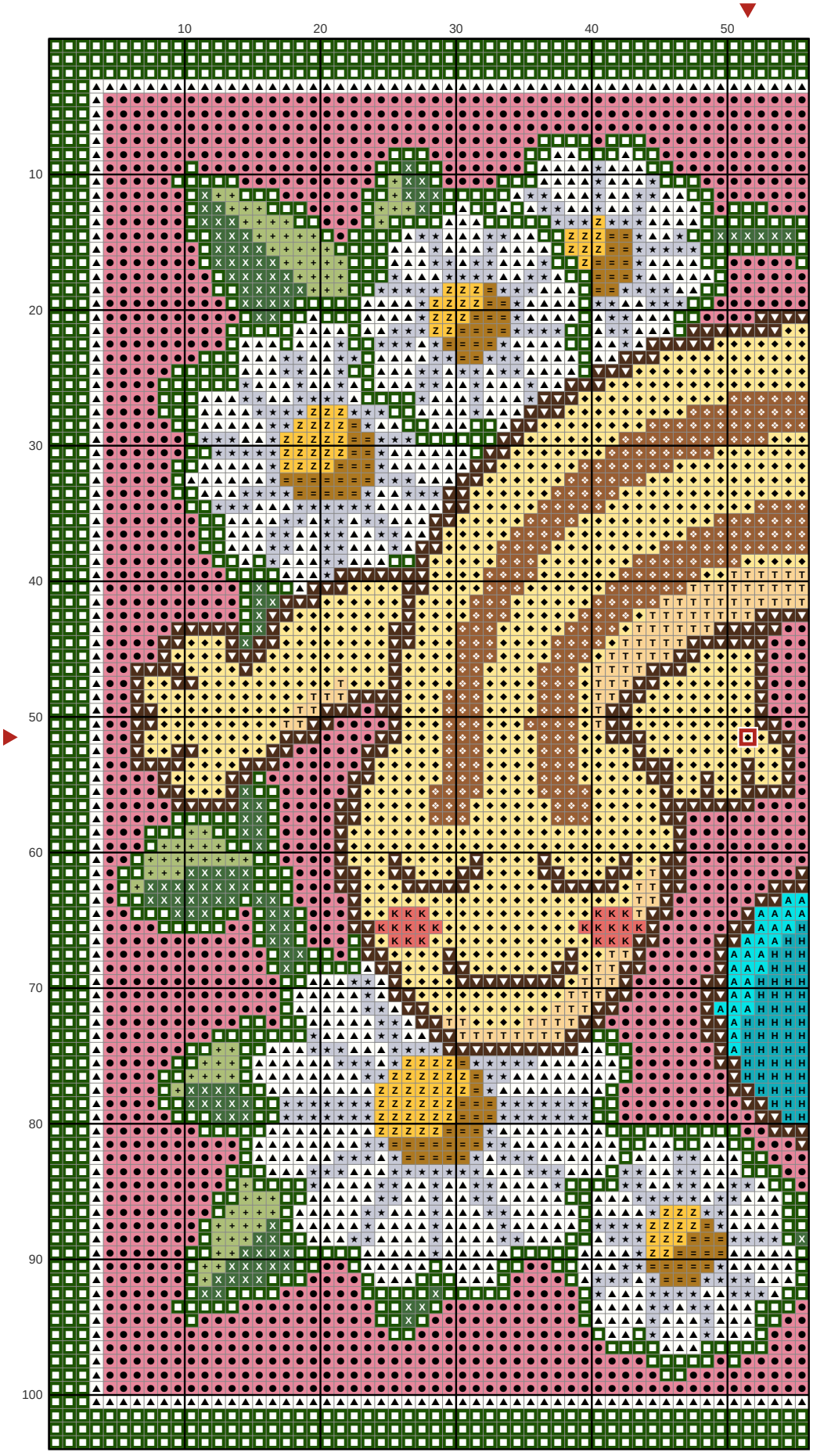

Key

- ● **DMC 3733** Dusty Rose
- □ **DMC 895** Very Dark Hunter Green
- ▲ **DMC BLANC** White
- ◆ **DMC 744** Pale Yellow
- ▼ **DMC 898** Very Dark Coffee Brown
- ★ **DMC 159** Light Gray Blue
- ❖ **DMC 434** Light Brown
- X **DMC 3346** Hunter Green
- H **DMC 3844** Dark Bright Turquoise
- \+ **DMC 471** Very Light Avocado Green
- = **DMC 782** Dark Topaz
- Z **DMC 725** Medium Light Topaz
- A **DMC 3846** Light Bright Turquoise
- T **DMC 3855** Light Autumn Gold
- K **DMC 351** Coral

Whimsical skink asleep in a daisy ring Needlepoint pattern

Columns 57 to 104, rows 1 to 104. Gray squares: charted already, do not stitch again

This page is the dark part of the chart



Key

- **DMC 3733** Dusty Rose
- **DMC 895** Very Dark Hunter Green
- **DMC BLANC** White
- **DMC 744** Pale Yellow
- **DMC 898** Very Dark Coffee Brown
- **DMC 159** Light Gray Blue
- **DMC 434** Light Brown
- **DMC 3346** Hunter Green
- **DMC 3844** Dark Bright Turquoise
- **DMC 471** Very Light Avocado Green
- **DMC 782** Dark Topaz
- **DMC 725** Medium Light Topaz
- **DMC 3846** Light Bright Turquoise
- **DMC 3808** Ultra Very Dark Turquoise
- **DMC 3855** Light Autumn Gold
- **DMC 964** Light Seagreen
- **DMC 772** Very Light Yellow Green