Whimsical sleeping baby

Needlepoint pattern | 72 x 72 stitches | 4 x 4 in (10.2 x 10.2 cm) on 18 mesh | 12 colors



How to stitch it



1. Each square is one tent stitch, up at 1, down at 2. Lines in continental, right to left, the canvas upside down for the next row; wide areas in basketweave.
2. Cut 18 in of thread. Start and end it without a knot left behind.
3. Mark the middle of the canvas. It is the outlined square, column 36, row 36 (DMC 353): start there. Count threads, not holes.
4. Go on from it: picture first, background last. End the thread before crossing another color.
5. Last, two more rows all round in DMC BLANC: the board's edge hides them.

First time? How to needlepoint: flossfield.com/needlepoint/guides/how-to-start/
How to read a chart: flossfield.com/needlepoint/guides/how-to-read-a-chart/

What you need

Canvas: blank mono canvas, 18 mesh (18 threads to the inch), cut 8.5 in square (21.6 cm).

Needle: blunt tapestry, size 22. Also masking tape for the cut edges, and small scissors.

Thread: six-strand floss, 12 colors, about 15 skeins in all (an estimate). Stitch with 4 strands (5 or 6 if canvas shows).

Make it an ornament: board, thin batting, backing fabric and twisted cord.
How to finish an ornament.

Thread list, DMC

			stitches	skeins
□	**208**	Very Dark Lavender	2,605	3
●	**BLANC**	White	1,516	2
▲	**783**	Medium Topaz	583	1
◆	**782**	Dark Topaz	187	1
★	**353**	Peach	105	1
H	**602**	Medium Cranberry	74	1
❖	**3844**	Dark Bright Turquoise	40	1
▼	**433**	Medium Brown	30	1
X	**726**	Light Topaz	30	1
+	**310**	Black	6	1
=	**352**	Light Coral	6	1
Z	**321**	Red	2	1

Skeins are estimates, with the two extra rows: the thread a stitch takes on the front and back of 18 mesh canvas, plus 30 percent, rounded up for each color.

Thread colors are approximate screen matches to DMC numbers. Check against real thread before you buy.

For your own stitching, gifts and handmade pieces you sell. Do not resell or share this PDF or copies of it.

Whimsical sleeping baby Needlepoint pattern

Chart: 72 x 72 stitches. Start at the red outline



Key

- **DMC 208** Very Dark Lavender
- **DMC BLANC** White
- **DMC 783** Medium Topaz
- **DMC 782** Dark Topaz
- **DMC 353** Peach
- **DMC 602** Medium Cranberry
- **DMC 3844** Dark Bright Turquoise
- **DMC 433** Medium Brown
- **DMC 726** Light Topaz
- **DMC 310** Black
- **DMC 352** Light Coral
- **DMC 321** Red