Whimsical sleeping cat on a round rug

Needlepoint pattern | 90 x 90 stitches | 5 x 5 in (12.7 x 12.7 cm) on 18 mesh | 17 colors



How to stitch it



1. Each square is one tent stitch, up at 1, down at 2. Lines in continental, right to left, the canvas upside down for the next row; wide areas in basketweave.
2. Cut 18 in of thread. Start and end it without a knot left behind.
3. Mark the middle of the canvas. It is the outlined square on page 2, column 45, row 45 (DMC 938): start there. Count threads, not holes.
4. Go on from it: picture first, background last. Gray squares are on two pages: stitch them once.
5. Last, two more rows all round, each stitch in the color it lies beside: the opening's edge hides them.

First time? How to needlepoint: flossfield.com/needlepoint/guides/how-to-start/
How to read a chart: flossfield.com/needlepoint/guides/how-to-read-a-chart/

What you need

Canvas: blank mono canvas, 18 mesh (18 threads to the inch), cut 9.5 in square (24.1 cm).

Needle: blunt tapestry, size 22. Also masking tape for the cut edges, and small scissors.

Thread: six-strand floss, 17 colors, about 18 skeins in all (an estimate). Stitch with 4 strands (5 or 6 if canvas shows).

Fit it into a lid: the box or tray, acid-free board and backing. Measure the opening first.
How to fit it into a lid.

Thread list, DMC

			stitches	skeins
●	3808	Ultra Very Dark Turquoise	1,623	2
■	341	Light Blue Violet	1,069	1
▲	712	Cream	856	1
◆	3810	Dark Turquoise	796	1
▼	801	Dark Coffee Brown	582	1
★	436	Tan	519	1
❖	3328	Dark Salmon	494	1
X	437	Light Tan	475	1
H	938	Ultra Dark Coffee Brown	464	1
+	915	Dark Plum	251	1
=	353	Peach	195	1
Z	3607	Light Plum	185	1
A	352	Light Coral	158	1
V	738	Very Light Tan	140	1
T	3608	Very Light Plum	127	1
N	340	Medium Blue Violet	106	1
S	434	Light Brown	60	1

Skeins are estimates, with the two extra rows: the thread a stitch takes on the front and back of 18 mesh canvas, plus 30 percent, rounded up for each color.

Thread colors are approximate screen matches to DMC numbers. Check against real thread before you buy.

For your own stitching, gifts and handmade pieces you sell. Do not resell or share this PDF or copies of it.

Whimsical sleeping cat on a round rug

Needlepoint pattern

Columns 1 to 49, rows 1 to 90. Start at the red outline

This page is the dark part of the chart

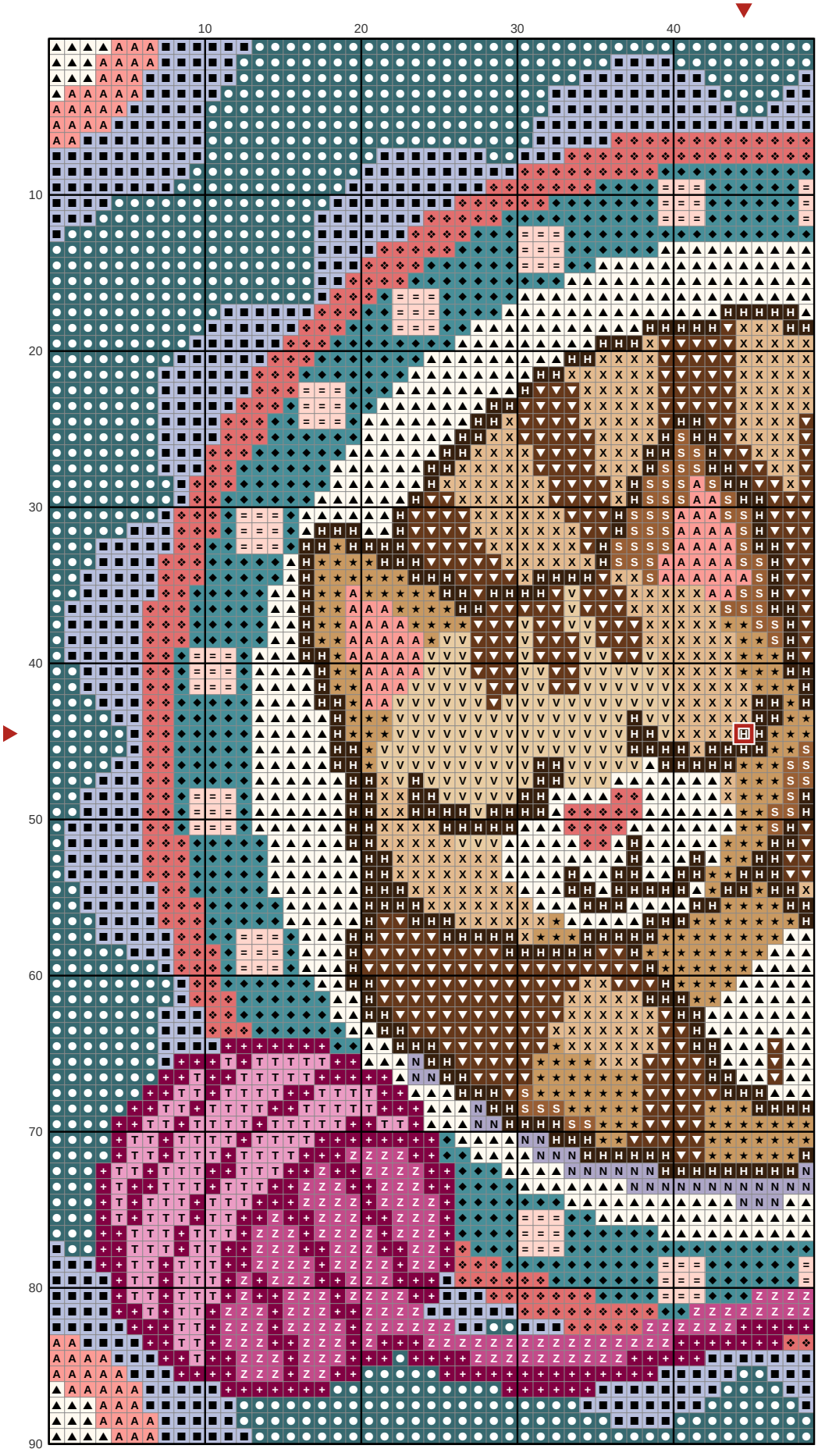

Key

- **DMC 3808** Ultra Very Dark Turquoise
- **DMC 341** Light Blue Violet
- **DMC 712** Cream
- **DMC 3810** Dark Turquoise
- **DMC 801** Dark Coffee Brown
- **DMC 436** Tan
- **DMC 3328** Dark Salmon
- **X** **DMC 437** Light Tan
- **H** **DMC 938** Ultra Dark Coffee Brown
- **+** **DMC 915** Dark Plum
- **=** **DMC 353** Peach
- **Z** **DMC 3607** Light Plum
- **A** **DMC 352** Light Coral
- **V** **DMC 738** Very Light Tan
- **T** **DMC 3608** Very Light Plum
- **N** **DMC 340** Medium Blue Violet
- **S** **DMC 434** Light Brown

Whimsical sleeping cat on a round rug Needlepoint pattern

Columns 50 to 90, rows 1 to 90. Gray squares: charted already, do not stitch again

This page is the dark part of the chart



Key

- ● **DMC 3808** Ultra Very Dark Turquoise
- ■ **DMC 341** Light Blue Violet
- ▲ **DMC 712** Cream
- ◆ **DMC 3810** Dark Turquoise
- ▼ **DMC 801** Dark Coffee Brown
- ★ **DMC 436** Tan
- ❖ **DMC 3328** Dark Salmon
- X **DMC 437** Light Tan
- H **DMC 938** Ultra Dark Coffee Brown
- \+ **DMC 915** Dark Plum
- = **DMC 353** Peach
- Z **DMC 3607** Light Plum
- A **DMC 352** Light Coral
- N **DMC 340** Medium Blue Violet
- S **DMC 434** Light Brown