Whimsical sloth asleep on the moon

Needlepoint pattern | 90 x 90 stitches | 5 x 5 in (12.7 x 12.7 cm) on 18 mesh | 17 colors



How to stitch it



1. Each square is one tent stitch, up at 1, down at 2. Lines in continental, right to left, the canvas upside down for the next row; wide areas in basketweave.
2. Cut 18 in of thread. Start and end it without a knot left behind.
3. Mark the middle of the canvas. It is the outlined square on page 2, column 45, row 45 (DMC 437): start there. Count threads, not holes.
4. Go on from it: picture first, background last. Gray squares are on two pages: stitch them once.
5. Last, two more rows all round, each stitch in the color it lies beside: the opening's edge hides them.

First time? How to needlepoint: flossfield.com/needlepoint/guides/how-to-start/
How to read a chart: flossfield.com/needlepoint/guides/how-to-read-a-chart/

What you need

Canvas: blank mono canvas, 18 mesh (18 threads to the inch), cut 9.5 in square (24.1 cm).

Needle: blunt tapestry, size 22. Also masking tape for the cut edges, and small scissors.

Thread: six-strand floss, 17 colors, about 19 skeins in all (an estimate). Stitch with 4 strands (5 or 6 if canvas shows).

Fit it into a lid: the box or tray, acid-free board and backing. Measure the opening first.
How to fit it into a lid.

Thread list, DMC

			stitches	skeins
●	**336**	Navy Blue	2,480	3
■	**823**	Dark Navy Blue	968	1
▲	**437**	Light Tan	694	1
◆	**744**	Pale Yellow	606	1
▼	**435**	Very Light Brown	496	1
★	**3747**	Very Light Blue Violet	491	1
❖	**341**	Light Blue Violet	489	1
X	**801**	Dark Coffee Brown	367	1
H	**712**	Cream	345	1
+	**939**	Very Dark Navy Blue	303	1
=	**743**	Medium Yellow	247	1
Z	**745**	Light Pale Yellow	178	1
A	**3820**	Dark Straw	119	1
V	**434**	Light Brown	119	1
T	**433**	Medium Brown	92	1
N	**3371**	Black Brown	82	1
S	**3712**	Medium Salmon	24	1

Skeins are estimates, with the two extra rows: the thread a stitch takes on the front and back of 18 mesh canvas, plus 30 percent, rounded up for each color.

Thread colors are approximate screen matches to DMC numbers. Check against real thread before you buy.

For your own stitching, gifts and handmade pieces you sell. Do not resell or share this PDF or copies of it.

Whimsical sloth asleep on the moon

Needlepoint pattern

Columns 1 to 49, rows 1 to 90. Start at the red outline

This page is the dark part of the chart

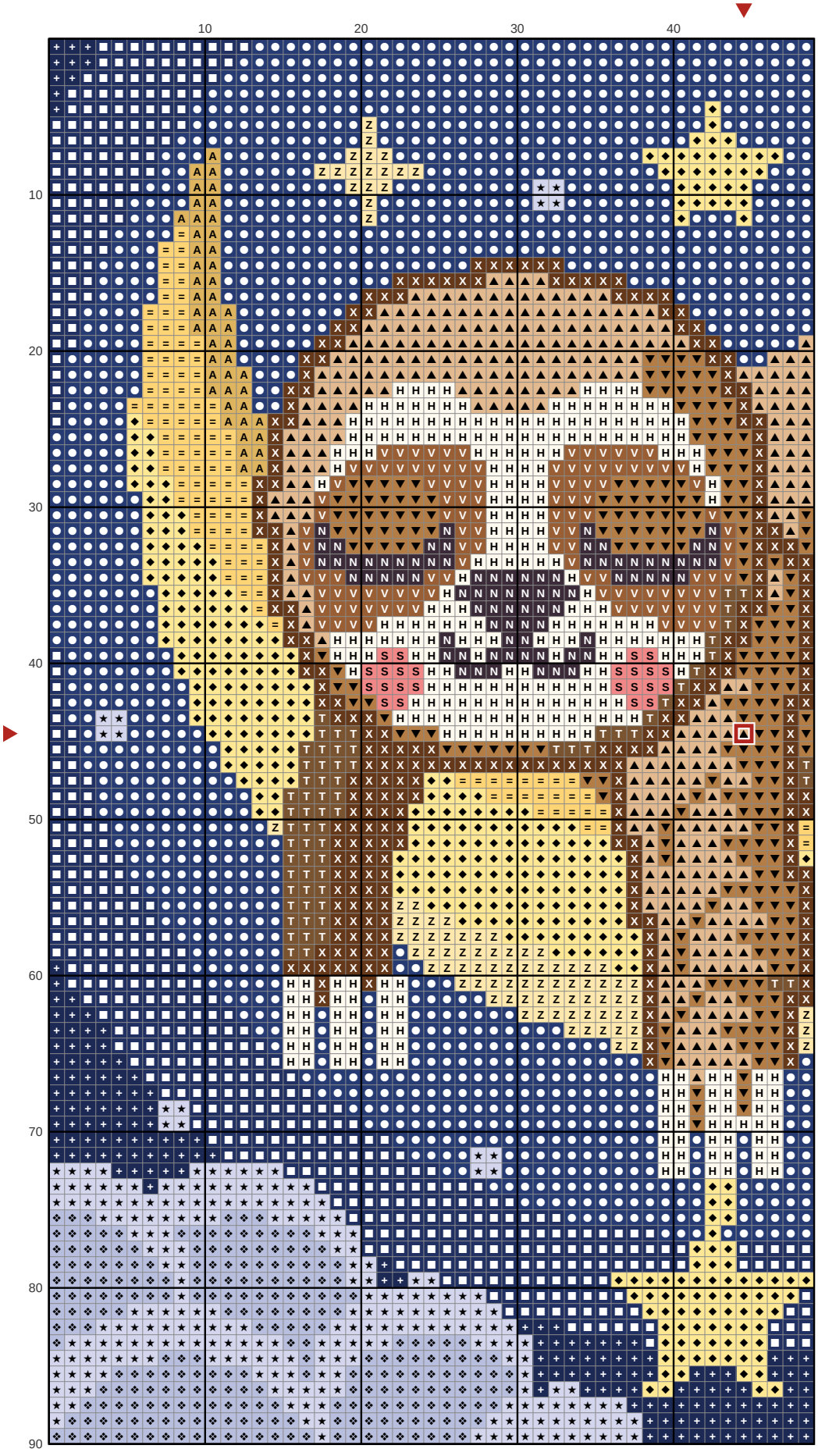

Key

- **DMC 336** Navy Blue
- **DMC 823** Dark Navy Blue
- **DMC 437** Light Tan
- **DMC 744** Pale Yellow
- **DMC 435** Very Light Brown
- **DMC 3747** Very Light Blue Violet
- **DMC 341** Light Blue Violet
- **DMC 801** Dark Coffee Brown
- **DMC 712** Cream
- **DMC 939** Very Dark Navy Blue
- **DMC 743** Medium Yellow
- **DMC 745** Light Pale Yellow
- **DMC 3820** Dark Straw
- **DMC 434** Light Brown
- **DMC 433** Medium Brown
- **DMC 3371** Black Brown
- **DMC 3712** Medium Salmon

Whimsical sloth asleep on the moon

Needlepoint pattern

Columns 50 to 90, rows 1 to 90. Gray squares: charted already, do not stitch again

This page is the dark part of the chart



Key

- DMC 336 Navy Blue
- DMC 823 Dark Navy Blue
- DMC 437 Light Tan
- DMC 744 Pale Yellow
- DMC 435 Very Light Brown
- DMC 3747 Very Light Blue Violet
- DMC 341 Light Blue Violet
- DMC 801 Dark Coffee Brown
- DMC 712 Cream
- DMC 939 Very Dark Navy Blue
- DMC 743 Medium Yellow
- DMC 745 Light Pale Yellow
- DMC 3820 Dark Straw
- DMC 433 Medium Brown