Whimsical snowman

Needlepoint pattern | 90 x 126 stitches | 5 x 7 in (12.7 x 17.8 cm) on 18 mesh | 20 colors



How to stitch it



1. Each square is one tent stitch, up at 1, down at 2. Lines in continental, right to left, the canvas upside down for the next row; wide areas in basketweave.
2. Cut 18 in of thread. Start and end it without a knot left behind.
3. Mark the middle of the canvas. It is the outlined square on page 2, column 45, row 63 (DMC 340): start there. Count threads, not holes.
4. Go on from it: picture first, background last. Gray squares are on two pages: stitch them once.
5. When it is done, block it square.

First time? How to needlepoint: flossfield.com/needlepoint/guides/how-to-start/
How to read a chart: flossfield.com/needlepoint/guides/how-to-read-a-chart/

What you need

Canvas: blank mono canvas, 18 mesh (18 threads to the inch), cut 9 in wide x 11 in high (22.9 x 27.9 cm).

Needle: blunt tapestry, size 22. Also masking tape for the cut edges, and small scissors.

Thread: six-strand floss, 20 colors, about 23 skeins in all (an estimate). Stitch with 4 strands (5 or 6 if canvas shows).

Frame it: acid-free board and a frame.
How to frame needlepoint.

Thread list, DMC

			stitches	skeins
●	823	Dark Navy Blue	2,140	2
■	939	Very Dark Navy Blue	1,691	2
▲	336	Navy Blue	1,331	2
◆	340	Medium Blue Violet	930	1
▼	341	Light Blue Violet	778	1
★	712	Cream	605	1
❖	3746	Dark Blue Violet	560	1
X	433	Medium Brown	515	1
H	3747	Very Light Blue Violet	430	1
+	3688	Medium Mauve	417	1
=	745	Light Pale Yellow	372	1
Z	3836	Light Grape	308	1
A	436	Tan	286	1
V	3820	Dark Straw	284	1
T	3687	Mauve	214	1
N	3835	Medium Grape	207	1
S	3834	Dark Grape	151	1
K	3803	Dark Mauve	74	1
E	3853	Dark Autumn Gold	30	1
C	921	Copper	17	1

Skeins are estimates: the thread a stitch takes on the front and back of 18 mesh canvas, plus 30 percent, rounded up for each color.
Thread colors are approximate screen matches to DMC numbers. Check against real thread before you buy.
For your own stitching, gifts and handmade pieces you sell. Do not resell or share this PDF or copies of it.

Whimsical snowman

Needlepoint pattern

Columns 1 to 90, rows 1 to 67. Start at the red outline

This page is the dark part of the chart



Key

- **DMC 823** Dark Navy Blue
- **DMC 939** Very Dark Navy Blue
- **DMC 336** Navy Blue
- **DMC 340** Medium Blue Violet
- **DMC 341** Light Blue Violet
- **DMC 712** Cream
- **DMC 3746** Dark Blue Violet
- **DMC 433** Medium Brown
- **DMC 3747** Very Light Blue Violet
- **DMC 3688** Medium Mauve
- **DMC 745** Light Pale Yellow
- **DMC 3836** Light Grape
- **DMC 436** Tan
- **DMC 3820** Dark Straw
- **DMC 3687** Mauve
- **DMC 3835** Medium Grape
- **DMC 3834** Dark Grape
- **DMC 3803** Dark Mauve
- **DMC 3853** Dark Autumn Gold
- **DMC 921** Copper

Whimsical snowman

Needlepoint pattern

Columns 1 to 90, rows 68 to 126. Gray squares: charted already, do not stitch again

This page is the dark part of the chart



Key

- **DMC 823** Dark Navy Blue
- **DMC 939** Very Dark Navy Blue
- **DMC 336** Navy Blue
- **DMC 340** Medium Blue Violet
- **DMC 341** Light Blue Violet
- **DMC 712** Cream
- **DMC 3746** Dark Blue Violet
- **DMC 433** Medium Brown
- **DMC 3747** Very Light Blue Violet
- **DMC 3688** Medium Mauve
- **DMC 745** Light Pale Yellow
- **DMC 3836** Light Grape
- **DMC 436** Tan
- **DMC 3820** Dark Straw
- **DMC 3687** Mauve
- **DMC 3835** Medium Grape
- **DMC 3834** Dark Grape
- **DMC 3803** Dark Mauve