Whimsical girl playing soccer

Needlepoint pattern | 90 x 126 stitches | 5 x 7 in (12.7 x 17.8 cm) on 18 mesh | 20 colors



How to stitch it



1. Each square is one tent stitch, up at 1, down at 2. Lines in continental, right to left, the canvas upside down for the next row; wide areas in basketweave.
2. Cut 18 in of thread. Start and end it without a knot left behind.
3. Mark the middle of the canvas. It is the outlined square on page 2, column 45, row 63 (DMC 801): start there. Count threads, not holes.
4. Go on from it: picture first, background last. Gray squares are on two pages: stitch them once.
5. When it is done, block it square.

First time? How to needlepoint: flossfield.com/needlepoint/guides/how-to-start/
How to read a chart: flossfield.com/needlepoint/guides/how-to-read-a-chart/

What you need

Canvas: blank mono canvas, 18 mesh (18 threads to the inch), cut 9 in wide x 11 in high (22.9 x 27.9 cm).

Needle: blunt tapestry, size 22. Also masking tape for the cut edges, and small scissors.

Thread: six-strand floss, 20 colors, about 23 skeins in all (an estimate). Stitch with 4 strands (5 or 6 if canvas shows).

Frame it: acid-free board and a frame.
How to frame needlepoint.

Thread list, DMC

			stitches	skeins
●	3823	Ultra Pale Yellow	4,423	4
■	745	Light Pale Yellow	1,045	1
▲	3834	Dark Grape	709	1
◆	BLANC	White	592	1
▼	3809	Very Dark Turquoise	500	1
★	350	Medium Coral	460	1
❖	3346	Hunter Green	443	1
X	3345	Dark Hunter Green	437	1
H	632	Ultra Very Dark Desert Sand	428	1
+	3820	Dark Straw	396	1
=	310	Black	387	1
Z	472	Ultra Light Avocado Green	354	1
A	470	Light Avocado Green	314	1
V	471	Very Light Avocado Green	259	1
T	3348	Light Yellow Green	236	1
N	801	Dark Coffee Brown	170	1
S	817	Very Dark Coral Red	76	1
K	154	Very Dark Grape	60	1
E	3799	Very Dark Pewter Gray	36	1
C	3830	Terra Cotta	15	1

Skeins are estimates: the thread a stitch takes on the front and back of 18 mesh canvas, plus 30 percent, rounded up for each color.
Thread colors are approximate screen matches to DMC numbers. Check against real thread before you buy.
For your own stitching, gifts and handmade pieces you sell. Do not resell or share this PDF or copies of it.

Whimsical girl playing soccer

Needlepoint pattern

Columns 1 to 90, rows 1 to 67. Start at the red outline

This page is the dark part of the chart



Key

- DMC 3823 — Ultra Pale Yellow
- DMC 745 — Light Pale Yellow
- DMC 3834 — Dark Grape
- DMC BLANC — White
- DMC 3809 — Very Dark Turquoise
- DMC 350 — Medium Coral
- H — DMC 632 — Ultra Very Dark Desert Sand
- \+ — DMC 3820 — Dark Straw
- = — DMC 310 — Black
- N — DMC 801 — Dark Coffee Brown
- S — DMC 817 — Very Dark Coral Red
- E — DMC 3799 — Very Dark Pewter Gray
- C — DMC 3830 — Terra Cotta

Whimsical girl playing soccer

Needlepoint pattern

Columns 1 to 90, rows 68 to 126. Gray squares: charted already, do not stitch again

This page is the dark part of the chart



Key

- ● **DMC 3823** Ultra Pale Yellow
- ■ **DMC 745** Light Pale Yellow
- ▲ **DMC 3834** Dark Grape
- ◆ **DMC BLANC** White
- ▼ **DMC 3809** Very Dark Turquoise
- ★ **DMC 350** Medium Coral
- ❖ **DMC 3346** Hunter Green
- X **DMC 3345** Dark Hunter Green
- H **DMC 632** Ultra Very Dark Desert Sand
- \+ **DMC 3820** Dark Straw
- Z **DMC 472** Ultra Light Avocado Green
- A **DMC 470** Light Avocado Green
- V **DMC 471** Very Light Avocado Green
- T **DMC 3348** Light Yellow Green
- N **DMC 801** Dark Coffee Brown
- S **DMC 817** Very Dark Coral Red
- K **DMC 154** Very Dark Grape