Whimsical soccer Christmas stocking

Needlepoint pattern | 143 x 234 stitches | 11 x 18 in (27.9 x 45.7 cm) on 13 mesh | 24 colors



How to stitch it



1. Each square is one tent stitch, up at 1, down at 2. Lines in continental, right to left, the canvas upside down for the next row; wide areas in basketweave.
2. Cut 18 in of thread. Start and end it without a knot left behind.
3. Mark the crossing 2 in from the top and right edges of the canvas. It is the outlined square, top right of page 2, column 143, row 1 (DMC 712): start there. Count threads, not holes.
4. Go on downward, background as you go. Gray squares are on two pages: stitch them once. Empty squares stay bare.
5. Last, two more rows all round, each stitch in the color it lies beside: the seam hides them. Ask your finisher first.

First time? How to needlepoint: flossfield.com/needlepoint/guides/how-to-start/
How to read a chart: flossfield.com/needlepoint/guides/how-to-read-a-chart/

What you need

Canvas: blank mono canvas, 13 mesh (13 threads to the inch), cut 15.5 in wide x 22.5 in high (39.4 x 57.2 cm).

Needle: blunt tapestry, size 20. Also masking tape for the cut edges, and small scissors.

Thread: six-strand floss, 24 colors, about 50 skeins in all (an estimate). Stitch with 7 strands (8 if canvas shows).

Make it a stocking: a finisher, who backs and lines it (ask months before Christmas), or backing, lining, cord and a loop to sew it up yourself. No room for a name: hang a tag. How to finish a stocking.

Thread list, DMC

			stitches	skeins
●	**341**	Light Blue Violet	4,597	8
■	**3747**	Very Light Blue Violet	2,627	4
▲	**712**	Cream	2,449	4
◆	**156**	Medium Light Blue Violet	2,094	4
▼	**BLANC**	White	2,090	4
★	**823**	Dark Navy Blue	1,960	3
❖	**739**	Ultra Very Light Tan	1,366	3
X	**336**	Navy Blue	1,053	2
H	**793**	Medium Cornflower Blue	705	2
+	**3807**	Cornflower Blue	656	2
=	**500**	Very Dark Blue Green	576	1
Z	**321**	Red	476	1
A	**155**	Medium Dark Blue Violet	378	1
V	**3746**	Dark Blue Violet	361	1
T	**498**	Dark Red	279	1
N	**501**	Dark Blue Green	259	1
S	**3705**	Dark Melon	240	1
K	**738**	Very Light Tan	204	1
E	**610**	Dark Drab Brown	172	1
C	**211**	Light Lavender	146	1
P	**720**	Dark Orange Spice	85	1
U	**815**	Medium Garnet	82	1
L	**726**	Light Topaz	39	1
2	**702**	Kelly Green	26	1

Skeins are estimates, with the two extra rows: the thread a stitch takes on the front and back of 13 mesh canvas, plus 30 percent, rounded up for each color.

Thread colors are approximate screen matches to DMC numbers. Check against real thread before you buy.

For your own stitching, gifts and handmade pieces you sell. Do not resell or share this PDF or copies of it.

Whimsical soccer Christmas stocking

Needlepoint pattern

Columns 62 to 143, rows 1 to 70. Start at the red outline

This page is the dark part of the chart

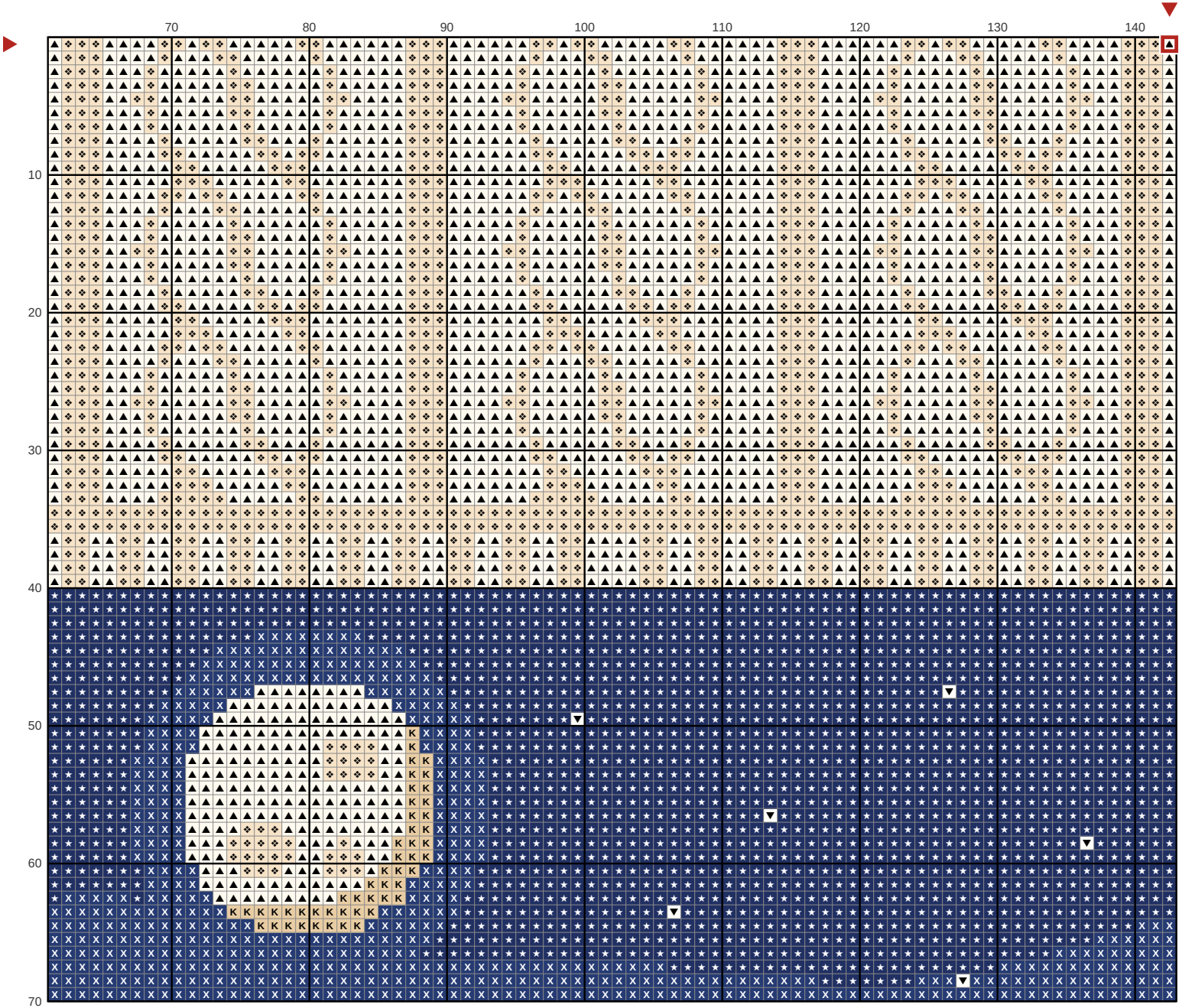

Key

- ▲ **DMC 712** Cream
- ▼ **DMC BLANC** White
- ★ **DMC 823** Dark Navy Blue
- ❖ **DMC 739** Ultra Very Light Tan
- X **DMC 336** Navy Blue
- K **DMC 738** Very Light Tan

Whimsical soccer Christmas stocking

Needlepoint pattern

Columns 61 to 143, rows 71 to 139. Gray squares: charted already, do not stitch again

This page is the dark part of the chart



Key

- ● **DMC 341** Light Blue Violet
- ■ **DMC 3747**
- ▲ **DMC 712** Cream
- ◆ **DMC 156**
- ▼ **DMC BLANC** White
- ★ **DMC 823** Dark Navy Blue
- ❖ **DMC 739** Ultra Very Light Tan
- X **DMC 336** Navy Blue
- H **DMC 793**
- \+ **DMC 3807** Cornflower Blue
- = **DMC 500** Very Dark Blue Green
- Z **DMC 321** Red
- A **DMC 155**
- V **DMC 3746** Dark Blue Violet
- T **DMC 498** Dark Red
- N **DMC 501** Dark Blue Green
- S **DMC 3705** Dark Melon
- K **DMC 738** Very Light Tan
- E **DMC 610** Dark Drab Brown
- C **DMC 211** Light Lavender
- P **DMC 720** Dark Orange Spice
- U **DMC 815** Medium Garnet
- L **DMC 726** Light Topaz
- 2 **DMC 702** Kelly Green

Whimsical soccer Christmas stocking

Needlepoint pattern

Columns 1 to 72, rows 140 to 234. Gray squares: charted already, do not stitch again

This page is the dark part of the chart



Whimsical soccer Christmas stocking

Needlepoint pattern

Columns 73 to 143, rows 140 to 234. Gray squares: charted already, do not stitch again

This page is the dark part of the chart

