Whimsical spinning wheel in the stars

Needlepoint pattern | 90 x 126 stitches | 5 x 7 in (12.7 x 17.8 cm) on 18 mesh | 20 colors



How to stitch it



1. Each square is one tent stitch, up at 1, down at 2. Lines in continental, right to left, the canvas upside down for the next row; wide areas in basketweave.
2. Cut 18 in of thread. Start and end it without a knot left behind.
3. Mark the middle of the canvas. It is the outlined square on page 2, column 45, row 63 (DMC 3747): start there. Count threads, not holes.
4. Go on from it: picture first, background last. Gray squares are on two pages: stitch them once.
5. When it is done, block it square.

First time? How to needlepoint: flossfield.com/needlepoint/guides/how-to-start/
How to read a chart: flossfield.com/needlepoint/guides/how-to-read-a-chart/

What you need

Canvas: blank mono canvas, 18 mesh (18 threads to the inch), cut 9 in wide x 11 in high (22.9 x 27.9 cm).

Needle: blunt tapestry, size 22. Also masking tape for the cut edges, and small scissors.

Thread: six-strand floss, 20 colors, about 21 skeins in all (an estimate). Stitch with 4 strands (5 or 6 if canvas shows).

Frame it: acid-free board and a frame.
How to frame needlepoint.

Thread list, DMC

			stitches	skeins
●	939	Very Dark Navy Blue	2,086	2
■	31	Blueberry	1,097	1
▲	311	Medium Navy Blue	1,046	1
◆	336	Navy Blue	1,019	1
▼	32	Dark Blueberry	845	1
★	3746	Dark Blue Violet	773	1
❖	3822	Light Straw	753	1
X	3820	Dark Straw	558	1
H	433	Medium Brown	486	1
+	782	Dark Topaz	464	1
=	3865	Winter White	396	1
Z	3747	Very Light Blue Violet	379	1
A	3836	Light Grape	333	1
V	780	Ultra Very Dark Topaz	302	1
T	3848	Medium Teal Green	201	1
N	3823	Ultra Pale Yellow	188	1
S	3808	Ultra Very Dark Turquoise	143	1
K	341	Light Blue Violet	143	1
E	3834	Dark Grape	95	1
C	3835	Medium Grape	33	1

Skeins are estimates: the thread a stitch takes on the front and back of 18 mesh canvas, plus 30 percent, rounded up for each color.
Thread colors are approximate screen matches to DMC numbers. Check against real thread before you buy.
For your own stitching, gifts and handmade pieces you sell. Do not resell or share this PDF or copies of it.

Whimsical spinning wheel in the stars

Needlepoint pattern

Columns 1 to 90, rows 1 to 67. Start at the red outline

This page is the dark part of the chart



Key

- **DMC 939** Very Dark Navy Blue
- **DMC 31** Blueberry
- **DMC 336** Navy Blue
- **DMC 32** Dark Blueberry
- **DMC 3746** Dark Blue Violet
- **DMC 3822** Light Straw
- **DMC 3820** Dark Straw
- **DMC 433** Medium Brown
- **DMC 782** Dark Topaz
- **DMC 3865** Winter White
- **DMC 3747** Very Light Blue Violet
- **DMC 780** Ultra Very Dark Topaz
- **DMC 3823** Ultra Pale Yellow
- **DMC 341** Light Blue Violet

Whimsical spinning wheel in the stars

Needlepoint pattern

Columns 1 to 90, rows 68 to 126. Gray squares: charted already, do not stitch again

This page is the dark part of the chart



Key

- **DMC 939** Very Dark Navy Blue
- **DMC 31** Blueberry
- **DMC 311** Medium Navy Blue
- **DMC 336** Navy Blue
- **DMC 32** Dark Blueberry
- **DMC 3746** Dark Blue Violet
- **DMC 3822** Light Straw
- **DMC 3820** Dark Straw
- **DMC 433** Medium Brown
- **DMC 782** Dark Topaz
- **DMC 3747** Very Light Blue Violet
- **DMC 3836** Light Grape
- **DMC 780** Ultra Very Dark Topaz
- **DMC 3848** Medium Teal Green
- **DMC 3808** Ultra Very Dark Turquoise
- **DMC 3834** Dark Grape
- **DMC 3835** Medium Grape