Whimsical squirrel in an acorn pantry

Needlepoint pattern | 104 x 104 stitches | 8 x 8 in (20.3 x 20.3 cm) on 13 mesh | 18 colors



How to stitch it



1. Each square is one tent stitch, up at 1, down at 2. Lines in continental, right to left, the canvas upside down for the next row; wide areas in basketweave.
2. Cut 18 in of thread. Start and end it without a knot left behind.
3. Mark the middle of the canvas. It is the outlined square on page 2, column 52, row 52 (DMC 739): start there. Count threads, not holes.
4. Go on from it: picture first, background last. Gray squares are on two pages: stitch them once.
5. Last, two more rows all round in DMC 3371: the seam hides them.

First time? How to needlepoint: flossfield.com/needlepoint/guides/how-to-start/
How to read a chart: flossfield.com/needlepoint/guides/how-to-read-a-chart/

What you need

Canvas: blank mono canvas, 13 mesh (13 threads to the inch), cut 12.5 in square (31.8 cm).

Needle: blunt tapestry, size 20. Also masking tape for the cut edges, and small scissors.

Thread: six-strand floss, 18 colors, about 28 skeins in all (an estimate). Stitch with 7 strands (8 if canvas shows).

Make it a pillow: backing fabric, an insert the size of the stitching or an inch larger, and cord or piping for the edge. How to finish a pillow.

Thread list, DMC

			stitches	skeins
●	3371	Black Brown	1,924	5
■	435	Very Light Brown	1,118	2
▲	922	Light Copper	1,100	2
◆	3808	Ultra Very Dark Turquoise	1,032	2
▼	3809	Very Dark Turquoise	970	2
★	739	Ultra Very Light Tan	926	2
❖	801	Dark Coffee Brown	720	2
X	300	Very Dark Mahogany	659	1
H	3347	Medium Yellow Green	504	1
+	321	Red	364	1
=	920	Medium Copper	337	1
Z	783	Medium Topaz	323	1
A	437	Light Tan	269	1
V	815	Medium Garnet	221	1
T	3345	Dark Hunter Green	112	1
N	3827	Pale Golden Brown	86	1
S	BLANC	White	81	1
K	3822	Light Straw	70	1

Skeins are estimates, with the two extra rows: the thread a stitch takes on the front and back of 13 mesh canvas, plus 30 percent, rounded up for each color.

Thread colors are approximate screen matches to DMC numbers. Check against real thread before you buy.

For your own stitching, gifts and handmade pieces you sell. Do not resell or share this PDF or copies of it.

Whimsical squirrel in an acorn pantry

Needlepoint pattern

Columns 1 to 56, rows 1 to 104. Start at the red outline

This page is the dark part of the chart



Key

- **DMC 3371** Black Brown
- **DMC 435** Very Light Brown
- **DMC 922** Light Copper
- **DMC 3808** Ultra Very Dark Turquoise
- **DMC 3809** Very Dark Turquoise
- ★ **DMC 739** Ultra Very Light Tan
- ❖ **DMC 801** Dark Coffee Brown
- X **DMC 300** Very Dark Mahogany
- H **DMC 3347** Medium Yellow Green
- \+ **DMC 321** Red
- = **DMC 920** Medium Copper
- Z **DMC 783** Medium Topaz
- A **DMC 437** Light Tan
- V **DMC 815** Medium Garnet
- T **DMC 3345** Dark Hunter Green
- N **DMC 3827** Pale Golden Brown
- S **DMC BLANC** White
- K **DMC 3822** Light Straw

Whimsical squirrel in an acorn pantry Needlepoint pattern

Columns 57 to 104, rows 1 to 104. Gray squares: charted already, do not stitch again

This page is the dark part of the chart



Key

- DMC 3371 Black Brown
- DMC 435 Very Light Brown
- DMC 922 Light Copper
- DMC 3808 Ultra Very Dark Turquoise
- DMC 3809 Very Dark Turquoise
- DMC 739 Ultra Very Light Tan
- DMC 801 Dark Coffee Brown
- DMC 300 Very Dark Mahogany
- DMC 3347 Medium Yellow Green
- DMC 321 Red
- DMC 920 Medium Copper
- DMC 783 Medium Topaz
- DMC 437 Light Tan
- DMC 815 Medium Garnet
- DMC 3345 Dark Hunter Green
- DMC 3827 Pale Golden Brown
- DMC BLANC White
- DMC 3822 Light Straw