Whimsical stethoscope and the moon

Needlepoint pattern | 90 x 90 stitches | 5 x 5 in (12.7 x 12.7 cm) on 18 mesh | 18 colors



How to stitch it



1. Each square is one tent stitch, up at 1, down at 2. Lines in continental, right to left, the canvas upside down for the next row; wide areas in basketweave.
2. Cut 18 in of thread. Start and end it without a knot left behind.
3. Mark the middle of the canvas. It is the outlined square on page 2, column 45, row 45 (DMC 677): start there. Count threads, not holes.
4. Go on from it: picture first, background last. Gray squares are on two pages: stitch them once.
5. Last, two more rows all round, each stitch in the color it lies beside: the opening's edge hides them.

First time? How to needlepoint: flossfield.com/needlepoint/guides/how-to-start/
How to read a chart: flossfield.com/needlepoint/guides/how-to-read-a-chart/

What you need

Canvas: blank mono canvas, 18 mesh (18 threads to the inch), cut 9.5 in square (24.1 cm).

Needle: blunt tapestry, size 22. Also masking tape for the cut edges, and small scissors.

Thread: six-strand floss, 18 colors, about 20 skeins in all (an estimate). Stitch with 4 strands (5 or 6 if canvas shows).

Fit it into a lid: the box or tray, acid-free board and backing. Measure the opening first.
How to fit it into a lid.

Thread list, DMC

			stitches	skeins
●	823	Dark Navy Blue	2,496	3
■	30	Medium Light Blueberry	982	1
▲	27	White Violet	660	1
◆	31	Blueberry	585	1
▼	32	Dark Blueberry	418	1
★	3820	Dark Straw	384	1
❖	351	Coral	343	1
X	677	Very Light Old Gold	341	1
H	413	Dark Pewter Gray	312	1
+	745	Light Pale Yellow	291	1
=	3747	Very Light Blue Violet	226	1
Z	340	Medium Blue Violet	214	1
A	318	Light Steel Gray	197	1
V	415	Pearl Gray	159	1
T	352	Light Coral	137	1
N	349	Dark Coral	132	1
S	3821	Straw	121	1
K	783	Medium Topaz	102	1

Skeins are estimates, with the two extra rows: the thread a stitch takes on the front and back of 18 mesh canvas, plus 30 percent, rounded up for each color.

Thread colors are approximate screen matches to DMC numbers. Check against real thread before you buy.

For your own stitching, gifts and handmade pieces you sell. Do not resell or share this PDF or copies of it.

Whimsical stethoscope and the moon

Needlepoint pattern

Columns 1 to 49, rows 1 to 90. Start at the red outline

This page is the dark part of the chart

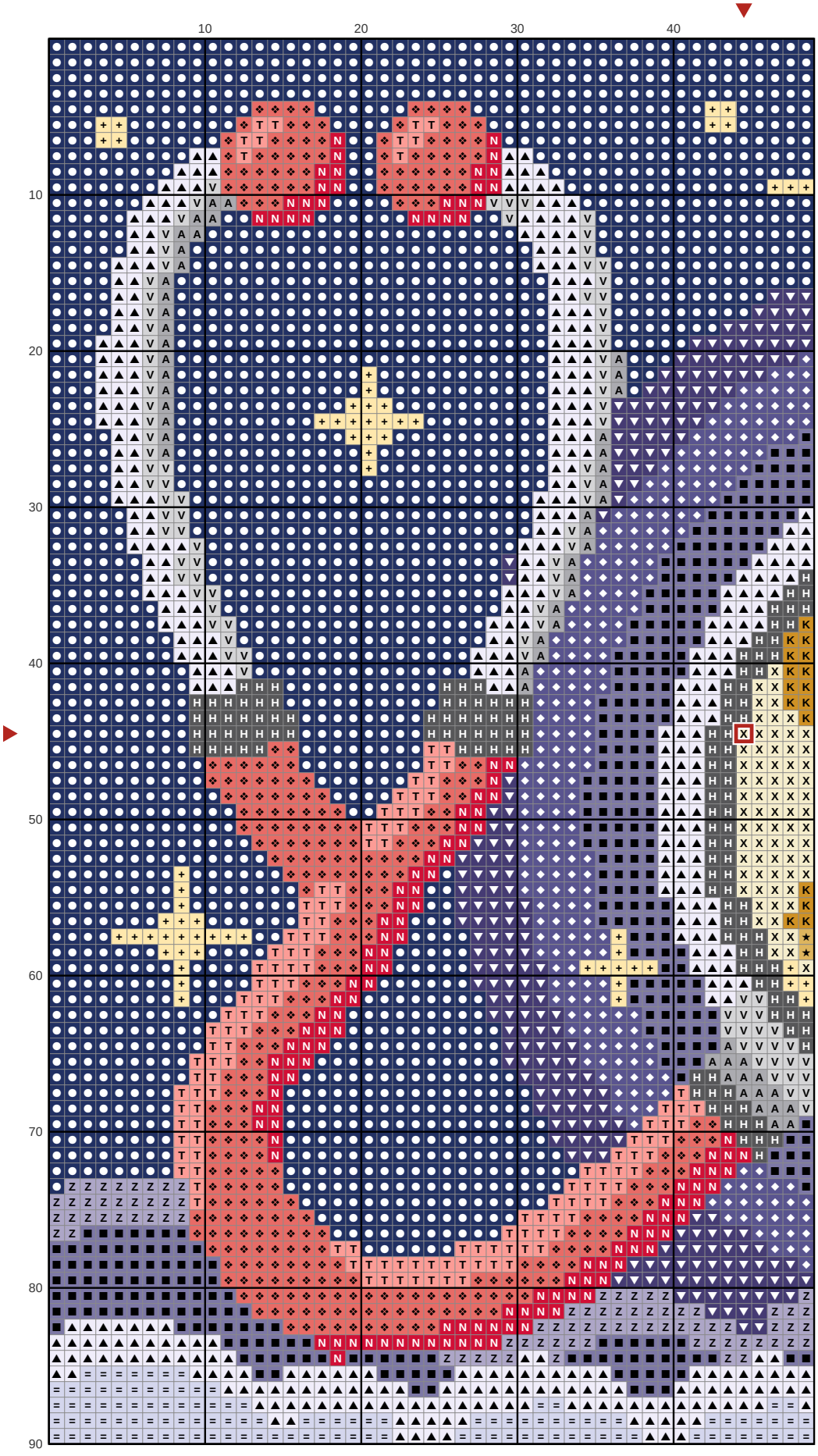

Key

- **DMC 823** Dark Navy Blue
- **DMC 30** Medium Light Blueberry
- **DMC 27** White Violet
- **DMC 31** Blueberry
- **DMC 32** Dark Blueberry
- **DMC 3820** Dark Straw
- **DMC 351** Coral
- **DMC 677** Very Light Old Gold
- **DMC 413** Dark Pewter Gray
- **DMC 745** Light Pale Yellow
- **DMC 3747** Very Light Blue Violet
- **DMC 340** Medium Blue Violet
- **DMC 318** Light Steel Gray
- **DMC 415** Pearl Gray
- **DMC 352** Light Coral
- **DMC 349** Dark Coral
- **DMC 783** Medium Topaz

Whimsical stethoscope and the moon

Needlepoint pattern

Columns 50 to 90, rows 1 to 90. Gray squares: charted already, do not stitch again

This page is the dark part of the chart



Key

- ● **DMC 823** Dark Navy Blue
- ■ **DMC 30** Medium Light Blueberry
- ▲ **DMC 27** White Violet
- ◆ **DMC 31** Blueberry
- ▼ **DMC 32** Dark Blueberry
- ★ **DMC 3820** Dark Straw
- X **DMC 677** Very Light Old Gold
- H **DMC 413** Dark Pewter Gray
- \+ **DMC 745** Light Pale Yellow
- = **DMC 3747** Very Light Blue Violet
- Z **DMC 340** Medium Blue Violet
- A **DMC 318** Light Steel Gray
- V **DMC 415** Pearl Gray
- S **DMC 3821** Straw
- K **DMC 783** Medium Topaz