Whimsical storm cloud and a frog

Needlepoint pattern | 90 x 126 stitches | 5 x 7 in (12.7 x 17.8 cm) on 18 mesh | 20 colors



How to stitch it



1. Each square is one tent stitch, up at 1, down at 2. Lines in continental, right to left, the canvas upside down for the next row; wide areas in basketweave.
2. Cut 18 in of thread. Start and end it without a knot left behind.
3. Mark the middle of the canvas. It is the outlined square on page 2, column 45, row 63 (DMC 3345): start there. Count threads, not holes.
4. Go on from it: picture first, background last. Gray squares are on two pages: stitch them once.
5. When it is done, block it square.

First time? How to needlepoint: flossfield.com/needlepoint/guides/how-to-start/
How to read a chart: flossfield.com/needlepoint/guides/how-to-read-a-chart/

What you need

Canvas: blank mono canvas, 18 mesh (18 threads to the inch), cut 9 in wide x 11 in high (22.9 x 27.9 cm).

Needle: blunt tapestry, size 22. Also masking tape for the cut edges, and small scissors.

Thread: six-strand floss, 20 colors, about 21 skeins in all (an estimate). Stitch with 4 strands (5 or 6 if canvas shows).

Frame it: acid-free board and a frame.
How to frame needlepoint.

Thread list, DMC

			stitches	skeins
●	**503**	Medium Blue Green	1,847	2
■	**927**	Light Gray Green	1,170	1
▲	**341**	Light Blue Violet	1,052	1
◆	**340**	Medium Blue Violet	986	1
▼	**3865**	Winter White	871	1
★	**3345**	Dark Hunter Green	802	1
❖	**3819**	Light Moss Green	719	1
X	**907**	Light Parrot Green	630	1
H	**3746**	Dark Blue Violet	497	1
+	**326**	Very Dark Rose	464	1
=	**502**	Blue Green	433	1
Z	**501**	Dark Blue Green	423	1
A	**3078**	Very Light Golden Yellow	359	1
V	**504**	Very Light Blue Green	302	1
T	**3347**	Medium Yellow Green	235	1
N	**3733**	Dusty Rose	162	1
S	**3747**	Very Light Blue Violet	142	1
K	**3689**	Light Mauve	110	1
E	**726**	Light Topaz	90	1
C	**3371**	Black Brown	46	1

Skeins are estimates: the thread a stitch takes on the front and back of 18 mesh canvas, plus 30 percent, rounded up for each color.
Thread colors are approximate screen matches to DMC numbers. Check against real thread before you buy.
For your own stitching, gifts and handmade pieces you sell. Do not resell or share this PDF or copies of it.

Whimsical storm cloud and a frog

Needlepoint pattern

Columns 1 to 90, rows 1 to 67. Start at the red outline

This page is the dark part of the chart



Key

- DMC 503 Medium Blue Green
- DMC 927 Light Gray Green
- DMC 341 Light Blue Violet
- DMC 340 Medium Blue Violet
- DMC 3865 Winter White
- DMC 3345 Dark Hunter Green
- DMC 3819 Light Moss Green
- DMC 907 Light Parrot Green
- DMC 3746 Dark Blue Violet
- DMC 326 Very Dark Rose
- DMC 502 Blue Green
- DMC 501 Dark Blue Green
- DMC 3078 Very Light Golden Yellow
- DMC 3347 Medium Yellow Green
- DMC 3747 Very Light Blue Violet
- DMC 726 Light Topaz

Whimsical storm cloud and a frog

Needlepoint pattern

Columns 1 to 90, rows 68 to 126. Gray squares: charted already, do not stitch again

This page is the dark part of the chart



Key

- DMC 503 — Medium Blue Green
- DMC 927 — Light Gray Green
- DMC 340 — Medium Blue Violet
- DMC 3865 — Winter White
- DMC 3345 — Dark Hunter Green
- DMC 3819 — Light Moss Green
- DMC 907 — Light Parrot Green
- DMC 3746 — Dark Blue Violet
- DMC 326 — Very Dark Rose
- DMC 502 — Blue Green
- DMC 501 — Dark Blue Green
- DMC 3078 — Very Light Golden Yellow
- DMC 504 — Very Light Blue Green
- DMC 3347 — Medium Yellow Green
- DMC 3733 — Dusty Rose
- DMC 3747 — Very Light Blue Violet
- DMC 3689 — Light Mauve
- DMC 726 — Light Topaz
- DMC 3371 — Black Brown