Whimsical succulent

Needlepoint pattern | 72 x 72 stitches | 4 x 4 in (10.2 x 10.2 cm) on 18 mesh | 9 colors



How to stitch it



1. Each square is one tent stitch, up at 1, down at 2. Lines in continental, right to left, the canvas upside down for the next row; wide areas in basketweave.
2. Cut 18 in of thread. Start and end it without a knot left behind.
3. Mark the middle of the canvas. It is the outlined square, column 36, row 36 (DMC 3811): start there. Count threads, not holes.
4. Go on from it: picture first, background last. End the thread before crossing another color.
5. Last, two more rows all round in DMC 954: the board's edge hides them.

First time? How to needlepoint: flossfield.com/needlepoint/guides/how-to-start/
How to read a chart: flossfield.com/needlepoint/guides/how-to-read-a-chart/

What you need

Canvas: blank mono canvas, 18 mesh (18 threads to the inch), cut 8.5 in square (21.6 cm).

Needle: blunt tapestry, size 22. Also masking tape for the cut edges, and small scissors.

Thread: six-strand floss, 9 colors, about 11 skeins in all (an estimate). Stitch with 4 strands (5 or 6 if canvas shows).

Make it an ornament: board, thin batting, backing fabric and twisted cord.
How to finish an ornament.

Thread list

			stitches	skeins of floss
■	**DMC BLANC**	White	2,284	2
●	**DMC 954**	Nile Green	1,696	2
▲	**DMC 602**	Medium Cranberry	404	1
▼	**DMC 959**	Medium Seagreen	240	1
X	**DMC 356**	Medium Terra Cotta	230	1
◆	**DMC 3847**	Dark Teal Green	226	1
★	**DMC 3811**	Very Light Turquoise	52	1
H	**DMC 920**	Medium Copper	36	1
❖	**DMC 3812**	Very Dark Seagreen	16	1

Skeins are estimates, with the two extra rows: the thread a stitch takes on the front and back of 18 mesh canvas, plus 30 percent, rounded up for each color.

Thread colors are approximate screen matches to DMC numbers. Check against real thread before you buy.

For your own stitching, gifts and handmade pieces you sell. Do not resell or share this PDF or copies of it.

Whimsical succulent Needlepoint pattern

Chart: 72 x 72 stitches. Start at the red outline



Key

- ■ **DMC BLANC** White
- ● **DMC 954** Nile Green
- ▲ **DMC 602** Medium Cranberry
- ▼ **DMC 959** Medium Seagreen
- X **DMC 356** Medium Terra Cotta
- ◆ **DMC 3847** Dark Teal Green
- ★ **DMC 3811** Very Light Turquoise
- H **DMC 920** Medium Copper
- ❖ **DMC 3812** Very Dark Seagreen