Whimsical tangerine

Needlepoint pattern | 90 x 90 stitches | 5 x 5 in (12.7 x 12.7 cm) on 18 mesh | 18 colors



How to stitch it



1. Each square is one tent stitch, up at 1, down at 2. Lines in continental, right to left, the canvas upside down for the next row; wide areas in basketweave.
2. Cut 18 in of thread. Start and end it without a knot left behind.
3. Mark the middle of the canvas. It is the outlined square on page 2, column 45, row 45 (DMC 760): start there. Count threads, not holes.
4. Go on from it: picture first, background last. Gray squares are on two pages: stitch them once.
5. Last, two more rows all round, each stitch in the color it lies beside: the opening's edge hides them.

First time? How to needlepoint: flossfield.com/needlepoint/guides/how-to-start/
How to read a chart: flossfield.com/needlepoint/guides/how-to-read-a-chart/

What you need

Canvas: blank mono canvas, 18 mesh (18 threads to the inch), cut 9.5 in square (24.1 cm).

Needle: blunt tapestry, size 22. Also masking tape for the cut edges, and small scissors.

Thread: six-strand floss, 18 colors, about 19 skeins in all (an estimate). Stitch with 4 strands (5 or 6 if canvas shows).

Fit it into a lid: the box or tray, acid-free board and backing. Measure the opening first.
How to fit it into a lid.

Thread list, DMC

			stitches	skeins
●	**29**	Eggplant	1,053	1
■	**823**	Dark Navy Blue	1,049	2
▲	**3823**	Ultra Pale Yellow	845	1
◆	**32**	Dark Blueberry	800	1
▼	**500**	Very Dark Blue Green	652	1
★	**918**	Dark Red Copper	571	1
❖	**739**	Ultra Very Light Tan	547	1
X	**970**	Light Pumpkin	513	1
H	**741**	Medium Tangerine	478	1
+	**3864**	Light Mocha Beige	451	1
=	**760**	Salmon	248	1
Z	**900**	Dark Burnt Orange	173	1
A	**898**	Very Dark Coffee Brown	158	1
V	**3721**	Dark Shell Pink	156	1
T	**743**	Medium Yellow	154	1
N	**3346**	Hunter Green	118	1
S	**3863**	Medium Mocha Beige	95	1
K	**470**	Light Avocado Green	39	1

Skeins are estimates, with the two extra rows: the thread a stitch takes on the front and back of 18 mesh canvas, plus 30 percent, rounded up for each color.

Thread colors are approximate screen matches to DMC numbers. Check against real thread before you buy.

For your own stitching, gifts and handmade pieces you sell. Do not resell or share this PDF or copies of it.

Whimsical tangerine

Needlepoint pattern

Columns 1 to 45, rows 1 to 90. Start at the red outline

This page is the dark part of the chart



Key

- **DMC 29** Eggplant
- **DMC 823** Dark Navy Blue
- **DMC 3823** Ultra Pale Yellow
- **DMC 32** Dark Blueberry
- **DMC 500** Very Dark Blue Green
- **DMC 918** Dark Red Copper
- **DMC 739** Ultra Very Light Tan
- **DMC 970** Light Pumpkin
- **DMC 741** Medium Tangerine
- **DMC 3864** Light Mocha Beige
- **DMC 760** Salmon
- **DMC 900** Dark Burnt Orange
- **DMC 898** Very Dark Coffee Brown
- **DMC 3721** Dark Shell Pink
- **DMC 743** Medium Yellow
- **DMC 3346** Hunter Green
- **DMC 3863** Medium Mocha Beige
- **DMC 470** Light Avocado Green

Whimsical tangerine

Needlepoint pattern

Columns 46 to 90, rows 1 to 90. Gray squares: charted already, do not stitch again

This page is the dark part of the chart



Key

- DMC 823 Dark Navy Blue
- DMC 3823 Ultra Pale Yellow
- DMC 32 Dark Blueberry
- DMC 500 Very Dark Blue Green
- DMC 918 Dark Red Copper
- DMC 739 Ultra Very Light Tan
- DMC 970 Light Pumpkin
- DMC 741 Medium Tangerine
- DMC 3864 Light Mocha Beige
- DMC 760 Salmon
- DMC 900 Dark Burnt Orange
- DMC 898 Very Dark Coffee Brown
- DMC 3721 Dark Shell Pink
- DMC 743 Medium Yellow
- DMC 3346 Hunter Green
- DMC 3863 Medium Mocha Beige
- DMC 470 Light Avocado Green