Whimsical tardigrade

Needlepoint pattern | 90 x 90 stitches | 5 x 5 in (12.7 x 12.7 cm) on 18 mesh | 15 colors



How to stitch it



1. Each square is one tent stitch, up at 1, down at 2. Lines in continental, right to left, the canvas upside down for the next row; wide areas in basketweave.
2. Cut 18 in of thread. Start and end it without a knot left behind.
3. Mark the middle of the canvas. It is the outlined square on page 2, column 45, row 45 (DMC 553): start there. Count threads, not holes.
4. Go on from it: picture first, background last. Gray squares are on two pages: stitch them once.
5. Last, two more rows all round, each stitch in the color it lies beside: the opening's edge hides them.

First time? How to needlepoint: flossfield.com/needlepoint/guides/how-to-start/
How to read a chart: flossfield.com/needlepoint/guides/how-to-read-a-chart/

What you need

Canvas: blank mono canvas, 18 mesh (18 threads to the inch), cut 9.5 in square (24.1 cm).

Needle: blunt tapestry, size 22. Also masking tape for the cut edges, and small scissors.

Thread: six-strand floss, 15 colors, about 18 skeins in all (an estimate). Stitch with 4 strands (5 or 6 if canvas shows).

Fit it into a lid: the box or tray, acid-free board and backing. Measure the opening first.
How to fit it into a lid.

Thread list, DMC

			stitches	skeins
●	**823**	Dark Navy Blue	2,920	3
■	**820**	Very Dark Royal Blue	1,292	2
▲	**211**	Light Lavender	819	1
◆	**554**	Light Violet	720	1
▼	**154**	Very Dark Grape	710	1
★	**553**	Violet	569	1
❖	**743**	Medium Yellow	285	1
X	**3865**	Winter White	157	1
H	**3823**	Ultra Pale Yellow	147	1
+	**552**	Medium Violet	135	1
=	**352**	Light Coral	121	1
Z	**550**	Very Dark Violet	90	1
A	**350**	Medium Coral	50	1
V	**3820**	Dark Straw	43	1
T	**353**	Peach	42	1

Skeins are estimates, with the two extra rows: the thread a stitch takes on the front and back of 18 mesh canvas, plus 30 percent, rounded up for each color.

Thread colors are approximate screen matches to DMC numbers. Check against real thread before you buy.

For your own stitching, gifts and handmade pieces you sell. Do not resell or share this PDF or copies of it.

Whimsical tardigrade

Needlepoint pattern

Columns 1 to 49, rows 1 to 90. Start at the red outline

This page is the dark part of the chart



Key

- DMC 823 Dark Navy Blue
- DMC 820 Very Dark Royal Blue
- DMC 211 Light Lavender
- DMC 554 Light Violet
- DMC 154 Very Dark Grape
- DMC 553 Violet
- DMC 743 Medium Yellow
- X DMC 3865 Winter White
- H DMC 3823 Ultra Pale Yellow
- \+ DMC 552 Medium Violet
- = DMC 352 Light Coral
- Z DMC 550 Very Dark Violet
- A DMC 350 Medium Coral
- V DMC 3820 Dark Straw

Whimsical tardigrade

Needlepoint pattern

Columns 50 to 90, rows 1 to 90. Gray squares: charted already, do not stitch again

This page is the dark part of the chart



Key

- DMC 823 Dark Navy Blue
- DMC 820 Very Dark Royal Blue
- DMC 211 Light Lavender
- DMC 554 Light Violet
- DMC 154 Very Dark Grape
- DMC 553 Violet
- DMC 743 Medium Yellow
- X DMC 3865 Winter White
- H DMC 3823 Ultra Pale Yellow
- \+ DMC 552 Medium Violet
- = DMC 352 Light Coral
- Z DMC 550 Very Dark Violet
- A DMC 350 Medium Coral
- V DMC 3820 Dark Straw
- T DMC 353 Peach