Whimsical teddy bear Christmas stocking

Needlepoint pattern | 143 x 234 stitches | 11 x 18 in (27.9 x 45.7 cm) on 13 mesh | 22 colors



How to stitch it



1. Each square is one tent stitch, up at 1, down at 2. Lines in continental, right to left, the canvas upside down for the next row; wide areas in basketweave.
2. Cut 18 in of thread. Start and end it without a knot left behind.
3. Mark the crossing 2 in from the top and right edges of the canvas. It is the outlined square, top right of page 2, column 143, row 1 (DMC 3865): start there. Count threads, not holes.
4. The name first, where you put one on it, then downward, background as you go. Gray squares are on two pages: stitch them once. Empty squares stay bare.
5. Last, two more rows all round, each stitch in the color it lies beside: the seam hides them. Ask your finisher first.

The dashed box on the cuff is the place for a name, and the two red marks are its middle: type one on the pattern's page to have it charted.

First time? How to needlepoint: flossfield.com/needlepoint/guides/how-to-start/
How to read a chart: flossfield.com/needlepoint/guides/how-to-read-a-chart/

What you need

Canvas: blank mono canvas, 13 mesh (13 threads to the inch), cut 15.5 in wide x 22.5 in high (39.4 x 57.2 cm).

Needle: blunt tapestry, size 20. Also masking tape for the cut edges, and small scissors.

Thread: six-strand floss, 22 colors, about 47 skeins in all (an estimate). Stitch with 7 strands (8 if canvas shows).

Make it a stocking: a finisher, who backs and lines it (ask months before Christmas), or backing, lining, cord and a loop to sew it up yourself. How to finish a stocking.

Thread list, DMC

			stitches	skeins
●	3865	Winter White	4,799	8
■	823	Dark Navy Blue	3,106	5
▲	26	Pale Lavender	1,797	3
◆	31	Blueberry	1,712	3
▼	32	Dark Blueberry	1,633	3
★	155	Medium Dark Blue Violet	1,347	3
❖	436	Tan	1,322	2
X	321	Red	981	2
H	801	Dark Coffee Brown	960	2
+	3847	Dark Teal Green	905	2
=	743	Medium Yellow	895	2
Z	745	Light Pale Yellow	794	2
A	739	Ultra Very Light Tan	461	1
V	437	Light Tan	435	1
T	435	Very Light Brown	368	1
N	783	Medium Topaz	287	1
S	500	Very Dark Blue Green	239	1
K	350	Medium Coral	239	1
E	815	Medium Garnet	222	1
C	433	Medium Brown	178	1
P	3371	Black Brown	138	1
U	992	Light Aquamarine	102	1

Skeins are estimates, with the two extra rows: the thread a stitch takes on the front and back of 13 mesh canvas, plus 30 percent, rounded up for each color.

Thread colors are approximate screen matches to DMC numbers. Check against real thread before you buy.

For your own stitching, gifts and handmade pieces you sell. Do not resell or share this PDF or copies of it.

Whimsical teddy bear Christmas stocking

Needlepoint pattern

Columns 62 to 143, rows 1 to 71. Start at the red outline

This page is the dark part of the chart



Key

- ● **DMC 3865** Winter White
- ◆ **DMC 31** Blueberry
- ▼ **DMC 32** Dark Blueberry
- ★ **DMC 155** Medium Dark Blue Violet
- ❖ **DMC 436** Tan
- X **DMC 321** Red
- H **DMC 801** Dark Coffee Brown
- = **DMC 743** Medium Yellow
- Z **DMC 745** Light Pale Yellow
- V **DMC 437** Light Tan
- N **DMC 783** Medium Topaz
- K **DMC 350** Medium Coral
- E **DMC 815** Medium Garnet

Whimsical teddy bear Christmas stocking

Needlepoint pattern

Columns 61 to 143, rows 72 to 140. Gray squares: charted already, do not stitch again

This page is the dark part of the chart



Key

- ● **DMC 3865** Winter White
- ▲ **DMC 26** Pale Lavender
- ◆ **DMC 31** Blueberry
- ▼ **DMC 32** Dark Blueberry
- ★ **DMC 155** Medium Dark Blue Violet
- ❖ **DMC 436** Tan
- X **DMC 321** Red
- H **DMC 801** Dark Coffee Brown
- \+ **DMC 3847** Dark Teal Green
- = **DMC 743** Medium Yellow
- Z **DMC 745** Light Pale Yellow
- A **DMC 739** Ultra Very Light Tan
- V **DMC 437** Light Tan
- T **DMC 435** Very Light Brown
- N **DMC 783** Medium Topaz
- S **DMC 500** Very Dark Blue Green
- C **DMC 433** Medium Brown
- P **DMC 3371** Black Brown
- U **DMC 992** Light Aquamarine

Whimsical teddy bear Christmas stocking Needlepoint pattern

Columns 1 to 72, rows 141 to 234. Gray squares: charted already, do not stitch again

This page is the dark part of the chart



Whimsical teddy bear Christmas stocking

Needlepoint pattern

Columns 73 to 143, rows 141 to 234. Gray squares: charted already, do not stitch again

This page is the dark part of the chart

