Whimsical tiger curled up asleep

Needlepoint pattern | 90 x 90 stitches | 5 x 5 in (12.7 x 12.7 cm) on 18 mesh | 18 colors



How to stitch it



1. Each square is one tent stitch, up at 1, down at 2. Lines in continental, right to left, the canvas upside down for the next row; wide areas in basketweave.
2. Cut 18 in of thread. Start and end it without a knot left behind.
3. Mark the middle of the canvas. It is the outlined square on page 2, column 45, row 45 (DMC 3341): start there. Count threads, not holes.
4. Go on from it: picture first, background last. Gray squares are on two pages: stitch them once.
5. Last, two more rows all round, each stitch in the color it lies beside: the opening's edge hides them.

First time? How to needlepoint: flossfield.com/needlepoint/guides/how-to-start/
How to read a chart: flossfield.com/needlepoint/guides/how-to-read-a-chart/

What you need

Canvas: blank mono canvas, 18 mesh (18 threads to the inch), cut 9.5 in square (24.1 cm).

Needle: blunt tapestry, size 22. Also masking tape for the cut edges, and small scissors.

Thread: six-strand floss, 18 colors, about 19 skeins in all (an estimate). Stitch with 4 strands (5 or 6 if canvas shows).

Fit it into a lid: the box or tray, acid-free board and backing. Measure the opening first.
How to fit it into a lid.

Thread list, DMC

			stitches	skeins
●	**712**	Cream	1,627	2
□	**3371**	Black Brown	1,176	1
▲	**939**	Very Dark Navy Blue	877	1
◆	**3853**	Dark Autumn Gold	748	1
▼	**3854**	Medium Autumn Gold	623	1
★	**336**	Navy Blue	577	1
❖	**502**	Blue Green	574	1
X	**503**	Medium Blue Green	478	1
H	**745**	Light Pale Yellow	441	1
+	**738**	Very Light Tan	191	1
=	**3808**	Ultra Very Dark Turquoise	164	1
Z	**500**	Very Dark Blue Green	142	1
A	**921**	Copper	139	1
V	**3341**	Apricot	102	1
T	**3766**	Light Peacock Blue	102	1
N	**3810**	Dark Turquoise	72	1
S	**351**	Coral	34	1
K	**742**	Light Tangerine	33	1

Skeins are estimates, with the two extra rows: the thread a stitch takes on the front and back of 18 mesh canvas, plus 30 percent, rounded up for each color.

Thread colors are approximate screen matches to DMC numbers. Check against real thread before you buy.

For your own stitching, gifts and handmade pieces you sell. Do not resell or share this PDF or copies of it.

Whimsical tiger curled up asleep Needlepoint pattern

Columns 1 to 49, rows 1 to 90. Start at the red outline

This page is the dark part of the chart



Key

- DMC 712 Cream
- DMC 3371 Black Brown
- DMC 939 Very Dark Navy Blue
- DMC 3853 Dark Autumn Gold
- DMC 3854 Medium Autumn Gold
- DMC 336 Navy Blue
- DMC 502 Blue Green
- DMC 503 Medium Blue Green
- DMC 745 Light Pale Yellow
- DMC 738 Very Light Tan
- DMC 3808 Ultra Very Dark Turquoise
- DMC 500 Very Dark Blue Green
- DMC 921 Copper
- DMC 3341 Apricot
- DMC 3810 Dark Turquoise
- DMC 351 Coral
- DMC 742 Light Tangerine

Whimsical tiger curled up asleep

Needlepoint pattern

Columns 50 to 90, rows 1 to 90. Gray squares: charted already, do not stitch again

This page is the dark part of the chart



Key

- ● **DMC 712** Cream
- ■ **DMC 3371** Black Brown
- ▲ **DMC 939** Very Dark Navy Blue
- ◆ **DMC 3853** Dark Autumn Gold
- ▼ **DMC 3854** Medium Autumn Gold
- ★ **DMC 336** Navy Blue
- ❖ **DMC 502** Blue Green
- X **DMC 503** Medium Blue Green
- H **DMC 745** Light Pale Yellow
- \+ **DMC 738** Very Light Tan
- = **DMC 3808** Ultra Very Dark Turquoise
- Z **DMC 500** Very Dark Blue Green
- A **DMC 921** Copper
- V **DMC 3341** Apricot
- T **DMC 3766** Light Peacock Blue
- N **DMC 3810** Dark Turquoise
- K **DMC 742** Light Tangerine