Whimsical toucan

Needlepoint pattern | 90 x 90 stitches | 5 x 5 in (12.7 x 12.7 cm) on 18 mesh | 18 colors



How to stitch it



1. Each square is one tent stitch, up at 1, down at 2. Lines in continental, right to left, the canvas upside down for the next row; wide areas in basketweave.
2. Cut 18 in of thread. Start and end it without a knot left behind.
3. Mark the middle of the canvas. It is the outlined square on page 2, column 45, row 45 (DMC 351): start there. Count threads, not holes.
4. Go on from it: picture first, background last. Gray squares are on two pages: stitch them once.
5. Last, two more rows all round in DMC 964: the opening's edge hides them.

First time? How to needlepoint: flossfield.com/needlepoint/guides/how-to-start/
How to read a chart: flossfield.com/needlepoint/guides/how-to-read-a-chart/

What you need

Canvas: blank mono canvas, 18 mesh (18 threads to the inch), cut 9.5 in square (24.1 cm).

Needle: blunt tapestry, size 22. Also masking tape for the cut edges, and small scissors.

Thread: six-strand floss, 18 colors, about 20 skeins in all (an estimate). Stitch with 4 strands (5 or 6 if canvas shows).

Fit it into a lid: the box or tray, acid-free board and backing. Measure the opening first.
How to fit it into a lid.

Thread list, DMC

			stitches	skeins
●	**964**	Light Seagreen	2,311	3
■	**747**	Very Light Sky Blue	887	1
▲	**154**	Very Dark Grape	721	1
◆	**552**	Medium Violet	703	1
▼	**3865**	Winter White	461	1
★	**351**	Coral	368	1
❖	**895**	Very Dark Hunter Green	367	1
X	**906**	Medium Parrot Green	343	1
H	**553**	Violet	341	1
+	**743**	Medium Yellow	330	1
=	**741**	Medium Tangerine	323	1
Z	**550**	Very Dark Violet	209	1
A	**918**	Dark Red Copper	188	1
V	**436**	Tan	182	1
T	**433**	Medium Brown	150	1
N	**3848**	Medium Teal Green	88	1
S	**3849**	Light Teal Green	78	1
K	**745**	Light Pale Yellow	50	1

Skeins are estimates, with the two extra rows: the thread a stitch takes on the front and back of 18 mesh canvas, plus 30 percent, rounded up for each color.

Thread colors are approximate screen matches to DMC numbers. Check against real thread before you buy.

For your own stitching, gifts and handmade pieces you sell. Do not resell or share this PDF or copies of it.

Whimsical toucan Needlepoint pattern

Columns 1 to 49, rows 1 to 90. Start at the red outline

This page is the dark part of the chart

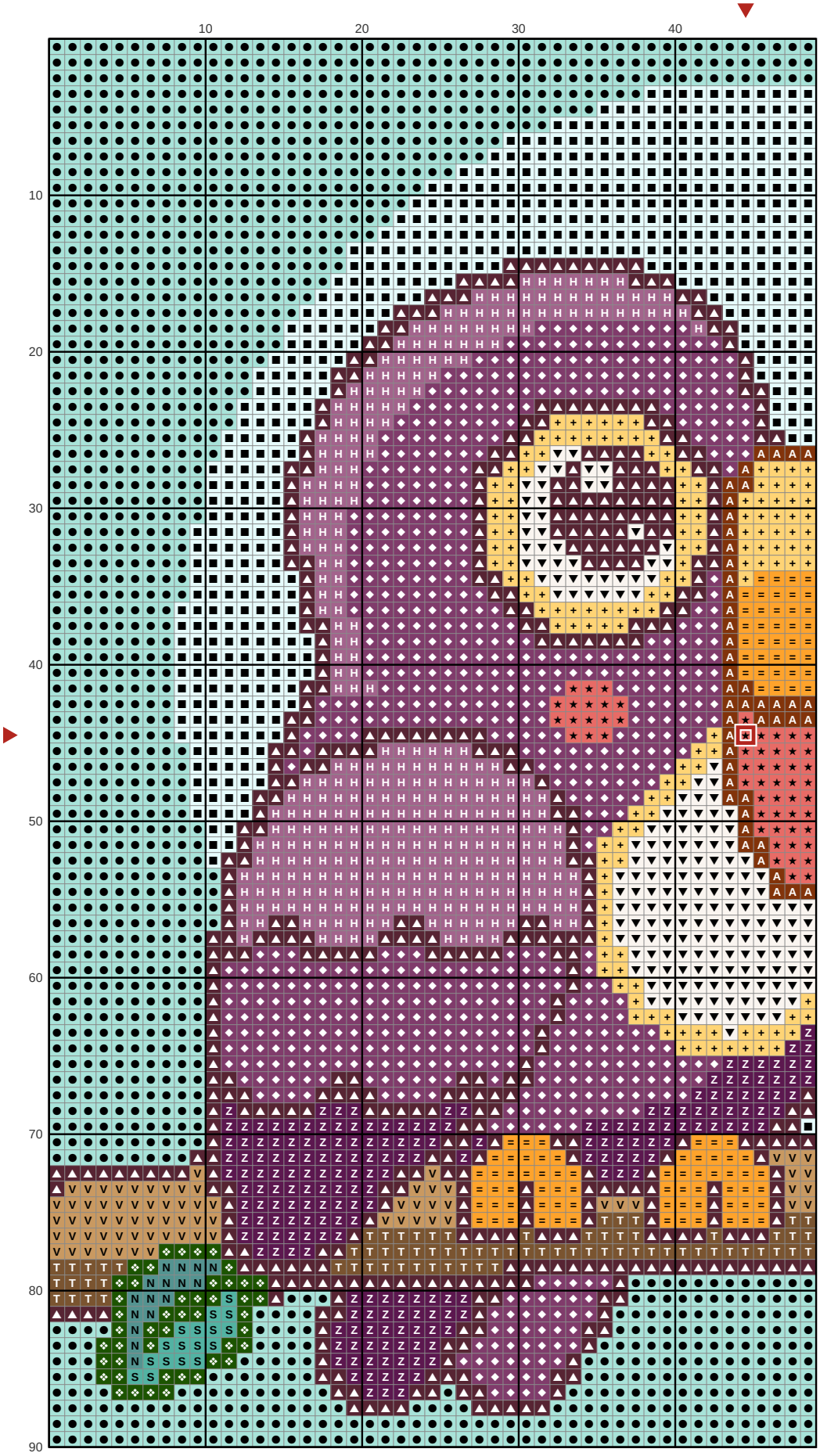

Key

- ● **DMC 964** Light Seagreen
- ■ **DMC 747** Very Light Sky Blue
- ▲ **DMC 154** Very Dark Grape
- ◆ **DMC 552** Medium Violet
- ▼ **DMC 3865** Winter White
- ★ **DMC 351** Coral
- ❖ **DMC 895** Very Dark Hunter Green
- H **DMC 553** Violet
- \+ **DMC 743** Medium Yellow
- = **DMC 741** Medium Tangerine
- Z **DMC 550** Very Dark Violet
- A **DMC 918** Dark Red Copper
- V **DMC 436** Tan
- T **DMC 433** Medium Brown
- N **DMC 3848** Medium Teal Green
- S **DMC 3849** Light Teal Green

Whimsical toucan Needlepoint pattern

Columns 50 to 90, rows 1 to 90. Gray squares: charted already, do not stitch again

This page is the dark part of the chart



Key

- ● **DMC 964** Light Seagreen
- ■ **DMC 747** Very Light Sky Blue
- ▲ **DMC 154** Very Dark Grape
- ▼ **DMC 3865** Winter White
- ★ **DMC 351** Coral
- ❖ **DMC 895** Very Dark Hunter Green
- X **DMC 906** Medium Parrot Green
- \+ **DMC 743** Medium Yellow
- = **DMC 741** Medium Tangerine
- Z **DMC 550** Very Dark Violet
- A **DMC 918** Dark Red Copper
- V **DMC 436** Tan
- T **DMC 433** Medium Brown
- N **DMC 3848** Medium Teal Green
- S **DMC 3849** Light Teal Green
- K **DMC 745** Light Pale Yellow