Whimsical wooden toy train

Needlepoint pattern | 140 x 140 stitches | 14 x 14 in (35.6 x 35.6 cm) on 10 mesh | 24 colors



How to stitch it



1. Each square is one tent stitch, up at 1, down at 2. Lines in continental, right to left, the canvas upside down for the next row; wide areas in basketweave.
2. Cut 18 in of thread. Start and end it without a knot left behind.
3. Mark the middle of the canvas. It is the outlined square on page 2, column 70, row 70 (DMC 743): start there. Count threads, not holes.
4. Go on from it: picture first, background last. Gray squares are on two pages: stitch them once.
5. Last, two more rows all round, each stitch in the color it lies beside: the seam hides them.

First time? How to needlepoint: flossfield.com/needlepoint/guides/how-to-start/
How to read a chart: flossfield.com/needlepoint/guides/how-to-read-a-chart/

What you need

Canvas: blank mono canvas, 10 mesh (10 threads to the inch), cut 18.5 in square (47 cm).

Needle: blunt tapestry, size 18. Also masking tape for the cut edges, and small scissors.

Thread: pearl cotton size 3, 24 colors, about 45 skeins in all (an estimate). Stitch with 2 lengths together.

Make it a pillow: backing fabric, an insert the size of the stitching or an inch larger, and cord or piping for the edge. How to finish a pillow.

Thread list, DMC

			stitches	skeins
●	598	Light Turquoise	3,125	6
■	3761	Light Sky Blue	2,009	4
▲	436	Tan	1,681	3
◆	3848	Medium Teal Green	1,378	3
▼	434	Light Brown	1,233	2
★	801	Dark Coffee Brown	1,233	2
❖	828	Ultra Very Light Sky Blue	1,117	2
X	712	Cream	1,037	2
H	3347	Medium Yellow Green	842	2
+	743	Medium Yellow	784	2
=	350	Medium Coral	783	2
Z	745	Light Pale Yellow	777	2
A	738	Very Light Tan	705	2
V	815	Medium Garnet	449	1
T	3689	Light Mauve	360	1
N	352	Light Coral	345	1
S	964	Light Seagreen	342	1
K	3345	Dark Hunter Green	306	1
E	3350	Ultra Dark Dusty Rose	258	1
C	3808	Ultra Very Dark Turquoise	235	1
P	3348	Light Yellow Green	177	1
U	3733	Dusty Rose	173	1
L	783	Medium Topaz	152	1
2	3371	Black Brown	99	1

Skeins are estimates, with the two extra rows: the thread a stitch takes on the front and back of 10 mesh canvas, plus 30 percent, rounded up for each color.

Thread colors are approximate screen matches to DMC numbers. Check against real thread before you buy.

For your own stitching, gifts and handmade pieces you sell. Do not resell or share this PDF or copies of it.

Whimsical wooden toy train

Needlepoint pattern

Columns 1 to 74, rows 1 to 74. Start at the red outline

This page is the dark part of the chart



Key

● **DMC 598** Light Turquoise	H **DMC 3347** Medium Yellow Green	N **DMC 352** Light Coral
■ **DMC 3761** Light Sky Blue	+ **DMC 743** Medium Yellow	K **DMC 3345** Dark Hunter Green
▲ **DMC 436** Tan	= **DMC 350** Medium Coral	E **DMC 3350** Ultra Dark Dusty Rose
▼ **DMC 434** Light Brown	Z **DMC 745** Light Pale Yellow	P **DMC 3348** Light Yellow Green
❖ **DMC 828** Ultra Very Light Sky Blue	V **DMC 815** Medium Garnet	U **DMC 3733** Dusty Rose
X **DMC 712** Cream	T **DMC 3689** Light Mauve	2 **DMC 3371** Black Brown

Whimsical wooden toy train Needlepoint pattern

Columns 75 to 140, rows 1 to 74. Gray squares: charted already, do not stitch again

This page is the dark part of the chart



Key

- ● **DMC 598** Light Turquoise
- ■ **DMC 3761** Light Sky Blue
- ◆ **DMC 3848** Medium Teal Green
- ▼ **DMC 434** Light Brown
- ★ **DMC 801** Dark Coffee Brown
- ❖ **DMC 828** Ultra Very Light Sky Blue
- X **DMC 712** Cream
- \+ **DMC 743** Medium Yellow
- = **DMC 350** Medium Coral
- Z **DMC 745** Light Pale Yellow
- A **DMC 738** Very Light Tan
- V **DMC 815** Medium Garnet
- T **DMC 3689** Light Mauve
- N **DMC 352** Light Coral
- S **DMC 964** Light Seagreen
- E **DMC 3350** Ultra Dark Dusty Rose
- C **DMC 3808** Ultra Very Dark Turquoise
- U **DMC 3733** Dusty Rose
- L **DMC 783** Medium Topaz
- 2 **DMC 3371** Black Brown

Whimsical wooden toy train

Needlepoint pattern

Columns 1 to 74, rows 75 to 140. Gray squares: charted already, do not stitch again

This page is the dark part of the chart



Key

- ■ **DMC 3761** Light Sky Blue
- ▲ **DMC 436** Tan
- ◆ **DMC 3848** Medium Teal Green
- ▼ **DMC 434** Light Brown
- ★ **DMC 801** Dark Coffee Brown
- ❖ **DMC 828** Ultra Very Light Sky Blue
- H **DMC 3347** Medium Yellow Green
- \+ **DMC 743** Medium Yellow
- = **DMC 350** Medium Coral
- Z **DMC 745** Light Pale Yellow
- A **DMC 738** Very Light Tan
- V **DMC 815** Medium Garnet
- T **DMC 3689** Light Mauve
- N **DMC 352** Light Coral
- S **DMC 964** Light Seagreen
- K **DMC 3345** Dark Hunter Green
- E **DMC 3350** Ultra Dark Dusty Rose
- P **DMC 3348** Light Yellow Green
- U **DMC 3733** Dusty Rose
- L **DMC 783** Medium Topaz
- 2 **DMC 3371** Black Brown

Whimsical wooden toy train Needlepoint pattern

Columns 75 to 140, rows 75 to 140. Gray squares: charted already, do not stitch again

This page is the dark part of the chart



Key

▲	**DMC 436** Tan	+	**DMC 743** Medium Yellow	K	**DMC 3345** Dark Hunter Green
◆	**DMC 3848** Medium Teal Green	=	**DMC 350** Medium Coral	E	**DMC 3350** Ultra Dark Dusty Rose
▼	**DMC 434** Light Brown	Z	**DMC 745** Light Pale Yellow	C	**DMC 3808** Ultra Very Dark Turquoise
★	**DMC 801** Dark Coffee Brown	A	**DMC 738** Very Light Tan	P	**DMC 3348** Light Yellow Green
❖	**DMC 828** Ultra Very Light Sky Blue	V	**DMC 815** Medium Garnet	L	**DMC 783** Medium Topaz
X	**DMC 712** Cream	N	**DMC 352** Light Coral	2	**DMC 3371** Black Brown
H	**DMC 3347** Medium Yellow Green	S	**DMC 964** Light Seagreen		