Whimsical bluefin tuna

Needlepoint pattern | 90 x 90 stitches | 5 x 5 in (12.7 x 12.7 cm) on 18 mesh | 18 colors



How to stitch it



1. Each square is one tent stitch, up at 1, down at 2. Lines in continental, right to left, the canvas upside down for the next row; wide areas in basketweave.
2. Cut 18 in of thread. Start and end it without a knot left behind.
3. Mark the middle of the canvas. It is the outlined square on page 2, column 45, row 45 (DMC 312): start there. Count threads, not holes.
4. Go on from it: picture first, background last. Gray squares are on two pages: stitch them once.
5. Last, two more rows all round, each stitch in the color it lies beside: the opening's edge hides them.

First time? How to needlepoint: flossfield.com/needlepoint/guides/how-to-start/
How to read a chart: flossfield.com/needlepoint/guides/how-to-read-a-chart/

What you need

Canvas: blank mono canvas, 18 mesh (18 threads to the inch), cut 9.5 in square (24.1 cm).

Needle: blunt tapestry, size 22. Also masking tape for the cut edges, and small scissors.

Thread: six-strand floss, 18 colors, about 20 skeins in all (an estimate). Stitch with 4 strands (5 or 6 if canvas shows).

Fit it into a lid: the box or tray, acid-free board and backing. Measure the opening first.
How to fit it into a lid.

Thread list, DMC

			stitches	skeins
●	**32**	Dark Blueberry	1,495	2
■	**30**	Medium Light Blueberry	1,234	2
▲	**3808**	Ultra Very Dark Turquoise	966	1
◆	**3823**	Ultra Pale Yellow	828	1
▼	**3727**	Light Antique Mauve	627	1
★	**336**	Navy Blue	506	1
❖	**209**	Dark Lavender	463	1
X	**597**	Turquoise	422	1
H	**312**	Very Dark Baby Blue	290	1
+	**743**	Medium Yellow	251	1
=	**745**	Light Pale Yellow	226	1
Z	**351**	Coral	193	1
A	**3809**	Very Dark Turquoise	176	1
V	**932**	Light Antique Blue	166	1
T	**3766**	Light Peacock Blue	98	1
N	**939**	Very Dark Navy Blue	85	1
S	**3752**	Very Light Antique Blue	44	1
K	**782**	Dark Topaz	30	1

Skeins are estimates, with the two extra rows: the thread a stitch takes on the front and back of 18 mesh canvas, plus 30 percent, rounded up for each color.

Thread colors are approximate screen matches to DMC numbers. Check against real thread before you buy.

For your own stitching, gifts and handmade pieces you sell. Do not resell or share this PDF or copies of it.

Whimsical bluefin tuna Needlepoint pattern

Columns 1 to 49, rows 1 to 90. Start at the red outline

This page is the dark part of the chart



Key

- **DMC 32** Dark Blueberry
- **DMC 30** Medium Light Blueberry
- **DMC 3808** Ultra Very Dark Turquoise
- **DMC 3823** Ultra Pale Yellow
- **DMC 3727** Light Antique Mauve
- **DMC 336** Navy Blue
- **DMC 209** Dark Lavender
- **DMC 597** Turquoise
- **DMC 312** Very Dark Baby Blue
- **DMC 743** Medium Yellow
- **DMC 745** Light Pale Yellow
- **DMC 351** Coral
- **DMC 3809** Very Dark Turquoise
- **DMC 932** Light Antique Blue
- **DMC 3766** Light Peacock Blue
- **DMC 939** Very Dark Navy Blue
- **DMC 3752** Very Light Antique Blue
- **DMC 782** Dark Topaz

Whimsical bluefin tuna Needlepoint pattern

Columns 50 to 90, rows 1 to 90. Gray squares: charted already, do not stitch again

This page is the dark part of the chart



Key

- DMC 32 Dark Blueberry
- DMC 30 Medium Light Blueberry
- DMC 3808 Ultra Very Dark Turquoise
- DMC 3823 Ultra Pale Yellow
- DMC 3727 Light Antique Mauve
- DMC 336 Navy Blue
- DMC 209 Dark Lavender
- DMC 597 Turquoise
- DMC 312 Very Dark Baby Blue
- DMC 743 Medium Yellow
- DMC 745 Light Pale Yellow
- DMC 351 Coral
- DMC 3809 Very Dark Turquoise
- DMC 932 Light Antique Blue
- DMC 939 Very Dark Navy Blue
- DMC 3752 Very Light Antique Blue
- DMC 782 Dark Topaz