Whimsical Twinkle, twinkle, little star

Needlepoint pattern | 90 x 90 stitches | 5 x 5 in (12.7 x 12.7 cm) on 18 mesh | 18 colors



How to stitch it



1. Each square is one tent stitch, up at 1, down at 2. Lines in continental, right to left, the canvas upside down for the next row; wide areas in basketweave.
2. Cut 18 in of thread. Start and end it without a knot left behind.
3. Mark the middle of the canvas. It is the outlined square on page 2, column 45, row 45 (DMC 744): start there. Count threads, not holes.
4. Go on from it: picture first, background last. Gray squares are on two pages: stitch them once.
5. Last, two more rows all round, each stitch in the color it lies beside: the opening's edge hides them.

First time? How to needlepoint: flossfield.com/needlepoint/guides/how-to-start/
How to read a chart: flossfield.com/needlepoint/guides/how-to-read-a-chart/

What you need

Canvas: blank mono canvas, 18 mesh (18 threads to the inch), cut 9.5 in square (24.1 cm).

Needle: blunt tapestry, size 22. Also masking tape for the cut edges, and small scissors.

Thread: six-strand floss, 18 colors, about 21 skeins in all (an estimate). Stitch with 4 strands (5 or 6 if canvas shows).

Fit it into a lid: the box or tray, acid-free board and backing. Measure the opening first.
How to fit it into a lid.

Thread list, DMC

			stitches	skeins
●	799	Medium Delft Blue	1,654	2
□	798	Dark Delft Blue	1,331	2
▲	744	Pale Yellow	1,008	1
◆	797	Royal Blue	967	2
▼	BLANC	White	918	1
★	743	Medium Yellow	470	1
❖	502	Blue Green	337	1
X	3747	Very Light Blue Violet	252	1
H	350	Medium Coral	219	1
+	501	Dark Blue Green	186	1
=	3078	Very Light Golden Yellow	149	1
Z	347	Very Dark Salmon	130	1
A	352	Light Coral	126	1
V	3371	Black Brown	97	1
T	3854	Medium Autumn Gold	79	1
N	435	Very Light Brown	68	1
S	433	Medium Brown	55	1
K	503	Medium Blue Green	54	1

Skeins are estimates, with the two extra rows: the thread a stitch takes on the front and back of 18 mesh canvas, plus 30 percent, rounded up for each color.

Thread colors are approximate screen matches to DMC numbers. Check against real thread before you buy.

For your own stitching, gifts and handmade pieces you sell. Do not resell or share this PDF or copies of it.

Whimsical Twinkle, twinkle, little star

Needlepoint pattern

Columns 1 to 49, rows 1 to 90. Start at the red outline

This page is the dark part of the chart



Key

- **DMC 799** Medium Delft Blue
- **DMC 798** Dark Delft Blue
- **DMC 744** Pale Yellow
- **DMC 797** Royal Blue
- **DMC BLANC** White
- **DMC 743** Medium Yellow
- **DMC 502** Blue Green
- **DMC 3747** Very Light Blue Violet
- **DMC 350** Medium Coral
- **DMC 501** Dark Blue Green
- **DMC 3078** Very Light Golden Yellow
- **DMC 347** Very Dark Salmon
- **DMC 352** Light Coral
- **DMC 3371** Black Brown
- **DMC 3854** Medium Autumn Gold
- **DMC 435** Very Light Brown
- **DMC 433** Medium Brown
- **DMC 503** Medium Blue Green

Whimsical Twinkle, twinkle, little star Needlepoint pattern

Columns 50 to 90, rows 1 to 90. Gray squares: charted already, do not stitch again

This page is the dark part of the chart



Key

- DMC 799 Medium Delft Blue
- DMC 798 Dark Delft Blue
- DMC 744 Pale Yellow
- DMC 797 Royal Blue
- DMC BLANC White
- DMC 743 Medium Yellow
- DMC 502 Blue Green
- DMC 3747 Very Light Blue Violet
- DMC 350 Medium Coral
- DMC 501 Dark Blue Green
- DMC 3078 Very Light Golden Yellow
- DMC 347 Very Dark Salmon
- DMC 352 Light Coral
- DMC 3371 Black Brown
- DMC 3854 Medium Autumn Gold
- DMC 435 Very Light Brown
- DMC 433 Medium Brown
- DMC 503 Medium Blue Green