Whimsical umbrella boat with a cat

Needlepoint pattern | 90 x 126 stitches | 5 x 7 in (12.7 x 17.8 cm) on 18 mesh | 20 colors



How to stitch it



1. Each square is one tent stitch, up at 1, down at 2. Lines in continental, right to left, the canvas upside down for the next row; wide areas in basketweave.
2. Cut 18 in of thread. Start and end it without a knot left behind.
3. Mark the middle of the canvas. It is the outlined square on page 2, column 45, row 63 (DMC 816): start there. Count threads, not holes.
4. Go on from it: picture first, background last. Gray squares are on two pages: stitch them once.
5. When it is done, block it square.

First time? How to needlepoint: flossfield.com/needlepoint/guides/how-to-start/
How to read a chart: flossfield.com/needlepoint/guides/how-to-read-a-chart/

What you need

Canvas: blank mono canvas, 18 mesh (18 threads to the inch), cut 9 in wide x 11 in high (22.9 x 27.9 cm).

Needle: blunt tapestry, size 22. Also masking tape for the cut edges, and small scissors.

Thread: six-strand floss, 20 colors, about 22 skeins in all (an estimate). Stitch with 4 strands (5 or 6 if canvas shows).

Frame it: acid-free board and a frame.
How to frame needlepoint.

Thread list, DMC

			stitches	skeins
●	3746	Dark Blue Violet	1,715	2
■	823	Dark Navy Blue	1,334	2
▲	3809	Very Dark Turquoise	1,175	1
◆	745	Light Pale Yellow	1,153	1
▼	3822	Light Straw	830	1
★	414	Dark Steel Gray	586	1
❖	3799	Very Dark Pewter Gray	584	1
X	3808	Ultra Very Dark Turquoise	549	1
H	340	Medium Blue Violet	502	1
+	350	Medium Coral	458	1
=	351	Coral	438	1
Z	333	Very Dark Blue Violet	405	1
A	816	Garnet	308	1
V	347	Very Dark Salmon	287	1
T	3810	Dark Turquoise	260	1
N	211	Light Lavender	245	1
S	317	Pewter Gray	193	1
K	3820	Dark Straw	141	1
E	3811	Very Light Turquoise	89	1
C	318	Light Steel Gray	88	1

Skeins are estimates: the thread a stitch takes on the front and back of 18 mesh canvas, plus 30 percent, rounded up for each color.
Thread colors are approximate screen matches to DMC numbers. Check against real thread before you buy.
For your own stitching, gifts and handmade pieces you sell. Do not resell or share this PDF or copies of it.

Whimsical umbrella boat with a cat

Needlepoint pattern

Columns 1 to 90, rows 1 to 67. Start at the red outline

This page is the dark part of the chart



Key

- **DMC 3746** Dark Blue Violet
- **DMC 823** Dark Navy Blue
- **DMC 745** Light Pale Yellow
- **DMC 3822** Light Straw
- **DMC 414** Dark Steel Gray
- **DMC 3799** Very Dark Pewter Gray
- **H** **DMC 340** Medium Blue Violet
- **+** **DMC 350** Medium Coral
- **=** **DMC 351** Coral
- **Z** **DMC 333** Very Dark Blue Violet
- **A** **DMC 816** Garnet
- **S** **DMC 317** Pewter Gray
- **K** **DMC 3820** Dark Straw
- **C** **DMC 318** Light Steel Gray

Whimsical umbrella boat with a cat

Needlepoint pattern

Columns 1 to 90, rows 68 to 126. Gray squares: charted already, do not stitch again

This page is the dark part of the chart

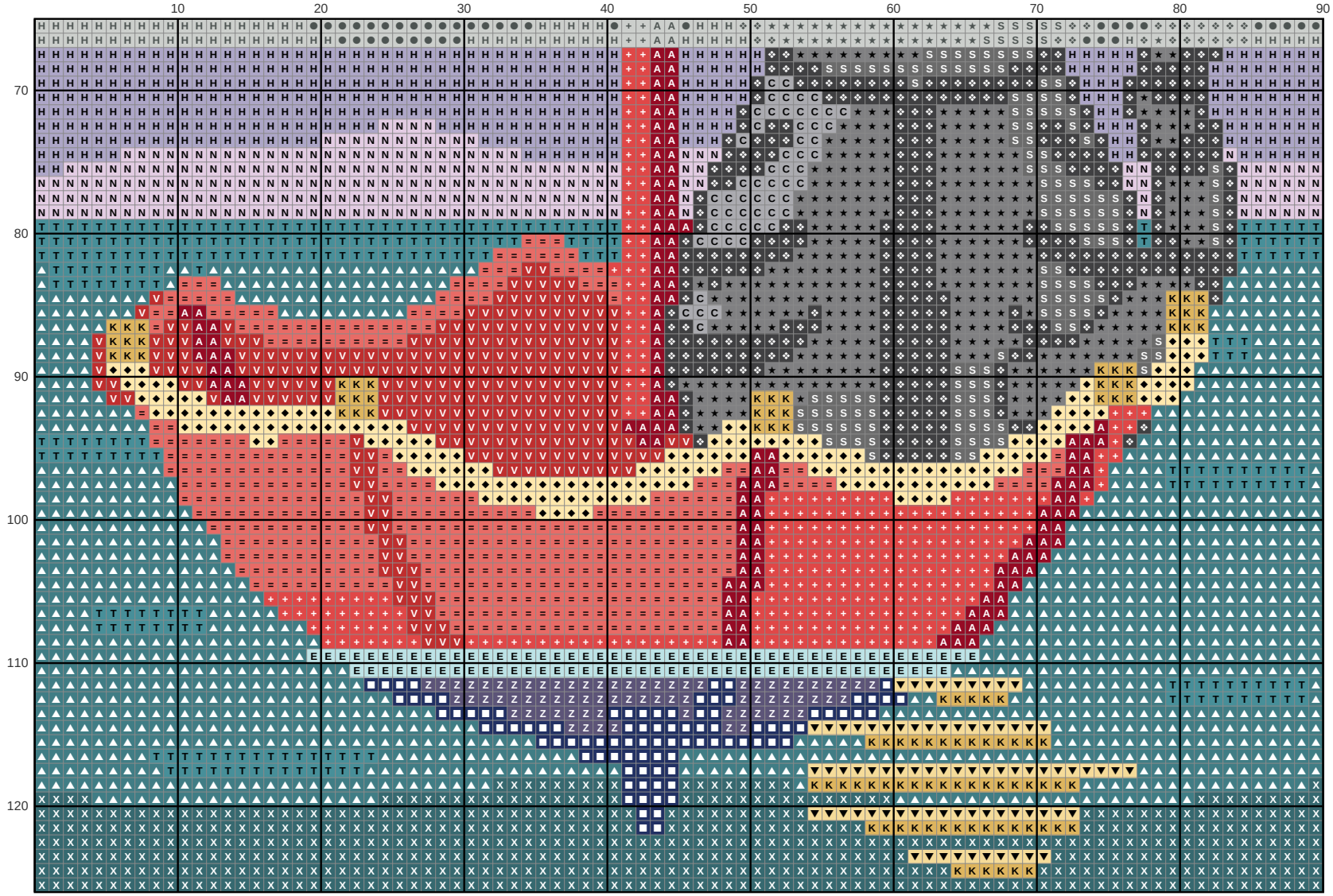

Key

- **DMC 823** Dark Navy Blue
- **DMC 3809** Very Dark Turquoise
- **DMC 745** Light Pale Yellow
- **DMC 3822** Light Straw
- **DMC 414** Dark Steel Gray
- **DMC 3799** Very Dark Pewter Gray
- **DMC 3808** Ultra Very Dark Turquoise
- **DMC 340** Medium Blue Violet
- **DMC 350** Medium Coral
- **DMC 351** Coral
- **DMC 333** Very Dark Blue Violet
- **DMC 816** Garnet
- **DMC 347** Very Dark Salmon
- **DMC 3810** Dark Turquoise
- **DMC 211** Light Lavender
- **DMC 317** Pewter Gray
- **DMC 3820** Dark Straw
- **DMC 3811** Very Light Turquoise
- **DMC 318** Light Steel Gray