Whimsical water lily

Needlepoint pattern | 72 x 72 stitches | 4 x 4 in (10.2 x 10.2 cm) on 18 mesh | 11 colors



How to stitch it



1. Each square is one tent stitch, up at 1, down at 2. Lines in continental, right to left, the canvas upside down for the next row; wide areas in basketweave.
2. Cut 18 in of thread. Start and end it without a knot left behind.
3. Mark the middle of the canvas. It is the outlined square, column 36, row 36 (DMC 603): start there. Count threads, not holes.
4. Go on from it: picture first, background last. End the thread before crossing another color.
5. Last, two more rows all round in DMC 603: the board's edge hides them.

First time? How to needlepoint: flossfield.com/needlepoint/guides/how-to-start/
How to read a chart: flossfield.com/needlepoint/guides/how-to-read-a-chart/

What you need

Canvas: blank mono canvas, 18 mesh (18 threads to the inch), cut 8.5 in square (21.6 cm).

Needle: blunt tapestry, size 22. Also masking tape for the cut edges, and small scissors.

Thread: six-strand floss, 11 colors, about 13 skeins in all (an estimate). Stitch with 4 strands (5 or 6 if canvas shows).

Make it an ornament: board, thin batting, backing fabric and twisted cord.
How to finish an ornament.

Thread list, DMC

			stitches	skeins
■	**3847**	Dark Teal Green	2,517	2
●	**603**	Cranberry	1,476	2
▲	**BLANC**	White	429	1
H	**702**	Kelly Green	388	1
❖	**704**	Bright Chartreuse	140	1
=	**909**	Very Dark Emerald Green	53	1
▼	**813**	Light Blue	52	1
★	**602**	Medium Cranberry	48	1
◆	**800**	Pale Delft Blue	37	1
X	**726**	Light Topaz	32	1
+	**740**	Tangerine	12	1

Skeins are estimates, with the two extra rows: the thread a stitch takes on the front and back of 18 mesh canvas, plus 30 percent, rounded up for each color.

Thread colors are approximate screen matches to DMC numbers. Check against real thread before you buy.

For your own stitching, gifts and handmade pieces you sell. Do not resell or share this PDF or copies of it.

Whimsical water lily Needlepoint pattern

Chart: 72 x 72 stitches. Start at the red outline



Key

- **DMC 3847** Dark Teal Green
- **DMC 603** Cranberry
- **DMC BLANC** White
- **DMC 702** Kelly Green
- **DMC 704** Bright Chartreuse
- **DMC 909** Very Dark Emerald Green
- **DMC 813** Light Blue
- **DMC 602** Medium Cranberry
- **DMC 800** Pale Delft Blue
- **DMC 726** Light Topaz
- **DMC 740** Tangerine