Whimsical werewolf

Needlepoint pattern | 90 x 126 stitches | 5 x 7 in (12.7 x 17.8 cm) on 18 mesh | 20 colors



How to stitch it



1. Each square is one tent stitch, up at 1, down at 2. Lines in continental, right to left, the canvas upside down for the next row; wide areas in basketweave.
2. Cut 18 in of thread. Start and end it without a knot left behind.
3. Mark the middle of the canvas. It is the outlined square on page 2, column 45, row 63 (DMC 3712): start there. Count threads, not holes.
4. Go on from it: picture first, background last. Gray squares are on two pages: stitch them once.
5. When it is done, block it square.

First time? How to needlepoint: flossfield.com/needlepoint/guides/how-to-start/
How to read a chart: flossfield.com/needlepoint/guides/how-to-read-a-chart/

What you need

Canvas: blank mono canvas, 18 mesh (18 threads to the inch), cut 9 in wide x 11 in high (22.9 x 27.9 cm).

Needle: blunt tapestry, size 22. Also masking tape for the cut edges, and small scissors.

Thread: six-strand floss, 20 colors, about 22 skeins in all (an estimate). Stitch with 4 strands (5 or 6 if canvas shows).

Frame it: acid-free board and a frame.
How to frame needlepoint.

Thread list, DMC

			stitches	skeins
●	3823	Ultra Pale Yellow	1,754	2
□	3808	Ultra Very Dark Turquoise	1,328	2
▲	434	Light Brown	1,129	1
◆	815	Medium Garnet	911	1
▼	934	Black Avocado Green	810	1
★	801	Dark Coffee Brown	749	1
❖	437	Light Tan	709	1
X	939	Very Dark Navy Blue	643	1
H	321	Red	596	1
+	469	Avocado Green	577	1
=	3371	Black Brown	387	1
Z	677	Very Light Old Gold	380	1
A	334	Medium Baby Blue	280	1
V	936	Very Dark Avocado Green	247	1
T	970	Light Pumpkin	214	1
N	898	Very Dark Coffee Brown	179	1
S	742	Light Tangerine	167	1
K	3712	Medium Salmon	150	1
E	920	Medium Copper	70	1
C	312	Very Dark Baby Blue	60	1

Skeins are estimates: the thread a stitch takes on the front and back of 18 mesh canvas, plus 30 percent, rounded up for each color.
Thread colors are approximate screen matches to DMC numbers. Check against real thread before you buy.
For your own stitching, gifts and handmade pieces you sell. Do not resell or share this PDF or copies of it.

Whimsical werewolf

Needlepoint pattern

Columns 1 to 90, rows 1 to 63. Start at the red outline

This page is the dark part of the chart



Key

- DMC 3823 Ultra Pale Yellow
- DMC 3808 Ultra Very Dark Turquoise
- DMC 434 Light Brown
- DMC 815 Medium Garnet
- DMC 934 Black Avocado Green
- DMC 801 Dark Coffee Brown
- DMC 437 Light Tan
- DMC 939 Very Dark Navy Blue
- DMC 3371 Black Brown
- DMC 677 Very Light Old Gold
- DMC 898 Very Dark Coffee Brown
- DMC 742 Light Tangerine
- DMC 3712 Medium Salmon

Whimsical werewolf

Needlepoint pattern

Columns 1 to 90, rows 64 to 126. Gray squares: charted already, do not stitch again

This page is the dark part of the chart



Key

- DMC 3823 — Ultra Pale Yellow
- DMC 3808 — Ultra Very Dark Turquoise
- DMC 434 — Light Brown
- DMC 815 — Medium Garnet
- DMC 934 — Black Avocado Green
- DMC 801 — Dark Coffee Brown
- DMC 437 — Light Tan
- DMC 321 — Red
- DMC 469 — Avocado Green
- DMC 3371 — Black Brown
- DMC 677 — Very Light Old Gold
- DMC 334 — Medium Baby Blue
- DMC 936 — Very Dark Avocado Green
- DMC 970 — Light Pumpkin
- DMC 898 — Very Dark Coffee Brown
- DMC 742 — Light Tangerine
- DMC 3712 — Medium Salmon
- DMC 920 — Medium Copper
- DMC 312 — Very Dark Baby Blue