Whimsical Westie

Needlepoint pattern | 90 x 90 stitches | 5 x 5 in (12.7 x 12.7 cm) on 18 mesh | 18 colors



How to stitch it



1. Each square is one tent stitch, up at 1, down at 2. Lines in continental, right to left, the canvas upside down for the next row; wide areas in basketweave.
2. Cut 18 in of thread. Start and end it without a knot left behind.
3. Mark the middle of the canvas. It is the outlined square on page 2, column 45, row 45 (DMC 3706): start there. Count threads, not holes.
4. Go on from it: picture first, background last. Gray squares are on two pages: stitch them once.
5. Last, two more rows all round, each stitch in the color it lies beside: the opening's edge hides them.

First time? How to needlepoint: flossfield.com/needlepoint/guides/how-to-start/
How to read a chart: flossfield.com/needlepoint/guides/how-to-read-a-chart/

What you need

Canvas: blank mono canvas, 18 mesh (18 threads to the inch), cut 9.5 in square (24.1 cm).

Needle: blunt tapestry, size 22. Also masking tape for the cut edges, and small scissors.

Thread: six-strand floss, 18 colors, about 21 skeins in all (an estimate). Stitch with 4 strands (5 or 6 if canvas shows).

Fit it into a lid: the box or tray, acid-free board and backing. Measure the opening first.
How to fit it into a lid.

Thread list, DMC

			stitches	skeins				stitches	skeins
●	**598**	Light Turquoise	2,198	3	+	**471**	Very Light Avocado Green	252	1
■	**BLANC**	White	1,355	2	=	**350**	Medium Coral	235	1
▲	**543**	Ultra Very Light Beige	614	1	Z	**814**	Dark Garnet	230	1
◆	**321**	Red	565	1	A	**842**	Very Light Beige Brown	220	1
▼	**310**	Black	431	1	V	**741**	Medium Tangerine	173	1
★	**159**	Light Gray Blue	386	1	T	**472**	Ultra Light Avocado Green	161	1
❖	**3347**	Medium Yellow Green	367	1	N	**318**	Light Steel Gray	146	1
X	**743**	Medium Yellow	366	1	S	**3706**	Medium Melon	91	1
H	**3811**	Very Light Turquoise	302	1	K	**433**	Medium Brown	8	1

Skeins are estimates, with the two extra rows: the thread a stitch takes on the front and back of 18 mesh canvas, plus 30 percent, rounded up for each color.

Thread colors are approximate screen matches to DMC numbers. Check against real thread before you buy.

For your own stitching, gifts and handmade pieces you sell. Do not resell or share this PDF or copies of it.

Whimsical Westie Needlepoint pattern

Columns 1 to 49, rows 1 to 90. Start at the red outline

This page is the dark part of the chart



Key

- ● **DMC 598** Light Turquoise
- ■ **DMC BLANC** White
- ▲ **DMC 543** Ultra Very Light Beige
- ◆ **DMC 321** Red
- ▼ **DMC 310** Black
- ★ **DMC 159** Light Gray Blue
- ❖ **DMC 3347** Medium Yellow Green
- X **DMC 743** Medium Yellow
- H **DMC 3811** Very Light Turquoise
- \+ **DMC 471** Very Light Avocado Green
- = **DMC 350** Medium Coral
- Z **DMC 814** Dark Garnet
- A **DMC 842** Very Light Beige Brown
- V **DMC 741** Medium Tangerine
- T **DMC 472** Ultra Light Avocado Green
- N **DMC 318** Light Steel Gray
- S **DMC 3706** Medium Melon
- K **DMC 433** Medium Brown

Whimsical Westie Needlepoint pattern

Columns 50 to 90, rows 1 to 90. Gray squares: charted already, do not stitch again

This page is the dark part of the chart



Key

- ● **DMC 598** Light Turquoise
- ■ **DMC BLANC** White
- ▲ **DMC 543** Ultra Very Light Beige
- ◆ **DMC 321** Red
- ▼ **DMC 310** Black
- ★ **DMC 159** Light Gray Blue
- X **DMC 743** Medium Yellow
- H **DMC 3811** Very Light Turquoise
- \+ **DMC 471** Very Light Avocado Green
- = **DMC 350** Medium Coral
- Z **DMC 814** Dark Garnet
- A **DMC 842** Very Light Beige Brown
- V **DMC 741** Medium Tangerine
- T **DMC 472** Ultra Light Avocado Green
- N **DMC 318** Light Steel Gray
- S **DMC 3706** Medium Melon
- K **DMC 433** Medium Brown