Whimsical wheat sheaf

Needlepoint pattern | 90 x 126 stitches | 5 x 7 in (12.7 x 17.8 cm) on 18 mesh | 20 colors



How to stitch it



1. Each square is one tent stitch, up at 1, down at 2. Lines in continental, right to left, the canvas upside down for the next row; wide areas in basketweave.
2. Cut 18 in of thread. Start and end it without a knot left behind.
3. Mark the middle of the canvas. It is the outlined square on page 2, column 45, row 63 (DMC 3821): start there. Count threads, not holes.
4. Go on from it: picture first, background last. Gray squares are on two pages: stitch them once.
5. When it is done, block it square.

First time? How to needlepoint: flossfield.com/needlepoint/guides/how-to-start/
How to read a chart: flossfield.com/needlepoint/guides/how-to-read-a-chart/

What you need

Canvas: blank mono canvas, 18 mesh (18 threads to the inch), cut 9 in wide x 11 in high (22.9 x 27.9 cm).

Needle: blunt tapestry, size 22. Also masking tape for the cut edges, and small scissors.

Thread: six-strand floss, 20 colors, about 22 skeins in all (an estimate). Stitch with 4 strands (5 or 6 if canvas shows).

Frame it: acid-free board and a frame.
How to frame needlepoint.

Thread list, DMC

			stitches	skeins
●	823	Dark Navy Blue	1,769	2
■	898	Very Dark Coffee Brown	1,560	2
▲	3823	Ultra Pale Yellow	1,129	1
◆	783	Medium Topaz	899	1
▼	3821	Straw	876	1
★	30	Medium Light Blueberry	840	1
❖	32	Dark Blueberry	663	1
X	745	Light Pale Yellow	633	1
H	3834	Dark Grape	587	1
+	31	Blueberry	563	1
=	154	Very Dark Grape	494	1
Z	400	Dark Mahogany	271	1
A	3831	Dark Raspberry	255	1
V	452	Medium Shell Gray	254	1
T	814	Dark Garnet	193	1
N	224	Very Light Shell Pink	143	1
S	3833	Light Raspberry	76	1
K	451	Dark Shell Gray	72	1
E	3856	Ultra Very Light Mahogany	35	1
C	453	Light Shell Gray	28	1

Skeins are estimates: the thread a stitch takes on the front and back of 18 mesh canvas, plus 30 percent, rounded up for each color.
Thread colors are approximate screen matches to DMC numbers. Check against real thread before you buy.
For your own stitching, gifts and handmade pieces you sell. Do not resell or share this PDF or copies of it.

Whimsical wheat sheaf

Needlepoint pattern

Columns 1 to 90, rows 1 to 67. Start at the red outline

This page is the dark part of the chart



Key

- **DMC 823** Dark Navy Blue
- **DMC 898** Very Dark Coffee Brown
- **DMC 3823** Ultra Pale Yellow
- **DMC 783** Medium Topaz
- **DMC 3821** Straw
- **DMC 30** Medium Light Blueberry
- **DMC 32** Dark Blueberry
- **DMC 745** Light Pale Yellow
- **DMC 31** Blueberry
- **DMC 400** Dark Mahogany
- **DMC 452** Medium Shell Gray
- **DMC 224** Very Light Shell Pink
- **DMC 451** Dark Shell Gray
- **DMC 3856** Ultra Very Light Mahogany
- **DMC 453** Light Shell Gray

Whimsical wheat sheaf

Needlepoint pattern

Columns 1 to 90, rows 68 to 126. Gray squares: charted already, do not stitch again

This page is the dark part of the chart



Key

- **DMC 823** Dark Navy Blue
- **DMC 898** Very Dark Coffee Brown
- **DMC 3823** Ultra Pale Yellow
- **DMC 783** Medium Topaz
- **DMC 3821** Straw
- **DMC 30** Medium Light Blueberry
- **DMC 745** Light Pale Yellow
- **DMC 3834** Dark Grape
- **DMC 31** Blueberry
- **DMC 154** Very Dark Grape
- **DMC 400** Dark Mahogany
- **DMC 3831** Dark Raspberry
- **DMC 814** Dark Garnet
- **DMC 224** Very Light Shell Pink
- **DMC 3833** Light Raspberry
- **DMC 451** Dark Shell Gray
- **DMC 3856** Ultra Very Light Mahogany