Whimsical goose Christmas stocking

Needlepoint pattern | 143 x 234 stitches | 11 x 18 in (27.9 x 45.7 cm) on 13 mesh | 24 colors



How to stitch it



1. Each square is one tent stitch, up at 1, down at 2. Lines in continental, right to left, the canvas upside down for the next row; wide areas in basketweave.
2. Cut 18 in of thread. Start and end it without a knot left behind.
3. Mark the crossing 2 in from the top and right edges of the canvas. It is the outlined square, top right of page 2, column 143, row 1 (DMC 3756): start there. Count threads, not holes.
4. The name first, where you put one on it, then downward, background as you go. Gray squares are on two pages: stitch them once. Empty squares stay bare.
5. Last, two more rows all round, each stitch in the color it lies beside: the seam hides them. Ask your finisher first.

The dashed box on the cuff is the place for a name, and the two red marks are its middle: type one on the pattern's page to have it charted.

First time? How to needlepoint: flossfield.com/needlepoint/guides/how-to-start/
How to read a chart: flossfield.com/needlepoint/guides/how-to-read-a-chart/

What you need

Canvas: blank mono canvas, 13 mesh (13 threads to the inch), cut 15.5 in wide x 22.5 in high (39.4 x 57.2 cm).

Needle: blunt tapestry, size 20. Also masking tape for the cut edges, and small scissors.

Thread: six-strand floss, 24 colors, about 50 skeins in all (an estimate). Stitch with 7 strands (8 if canvas shows).

Make it a stocking: a finisher, who backs and lines it (ask months before Christmas), or backing, lining, cord and a loop to sew it up yourself. How to finish a stocking.

Thread list, DMC

			stitches	skeins
●	931	Medium Antique Blue	5,710	9
■	3756	Ultra Very Light Baby Blue	5,056	9
▲	BLANC	White	2,475	4
◆	932	Light Antique Blue	2,087	4
▼	3747	Very Light Blue Violet	1,201	2
★	498	Dark Red	814	2
❖	778	Very Light Antique Mauve	741	2
X	3688	Medium Mauve	731	2
H	745	Light Pale Yellow	510	1
+	967	Very Light Apricot	400	1
=	3822	Light Straw	385	1
Z	160	Medium Gray Blue	365	1
A	153	Very Light Violet	356	1
V	3041	Medium Antique Violet	329	1
T	3752	Very Light Antique Blue	322	1
N	500	Very Dark Blue Green	266	1
S	3042	Light Antique Violet	241	1
K	930	Dark Antique Blue	194	1
E	3046	Medium Yellow Beige	178	1
C	741	Medium Tangerine	152	1
P	3371	Black Brown	135	1
U	814	Dark Garnet	127	1
L	501	Dark Blue Green	111	1
2	921	Copper	34	1

Skeins are estimates, with the two extra rows: the thread a stitch takes on the front and back of 13 mesh canvas, plus 30 percent, rounded up for each color.

Thread colors are approximate screen matches to DMC numbers. Check against real thread before you buy.

For your own stitching, gifts and handmade pieces you sell. Do not resell or share this PDF or copies of it.

Whimsical goose Christmas stocking

Needlepoint pattern

Columns 62 to 143, rows 1 to 71. Start at the red outline

This page is the dark part of the chart



Key

- ■ **DMC 3756** Ultra Very Light Baby Blue
- ▲ **DMC BLANC** White
- ▼ **DMC 3747** Very Light Blue Violet
- ❖ **DMC 778** Very Light Antique Mauve
- X **DMC 3688** Medium Mauve
- H **DMC 745** Light Pale Yellow
- \+ **DMC 967** Very Light Apricot
- = **DMC 3822** Light Straw
- A **DMC 153** Very Light Violet
- N **DMC 500** Very Dark Blue Green
- S **DMC 3042** Light Antique Violet
- P **DMC 3371** Black Brown
- L **DMC 501** Dark Blue Green

Whimsical goose Christmas stocking

Needlepoint pattern

Columns 61 to 143, rows 72 to 140. Gray squares: charted already, do not stitch again

This page is the dark part of the chart



Key

- ▲ **DMC BLANC** — White
- ◆ **DMC 932** — Light Antique Blue
- ▼ **DMC 3747** — Very Light Blue Violet
- ★ **DMC 498** — Dark Red
- ❖ **DMC 778** — Very Light Antique Mauve
- H **DMC 745** — Light Pale Yellow
- \+ **DMC 967** — Very Light Apricot
- Z **DMC 160** — Medium Gray Blue
- A **DMC 153** — Very Light Violet
- V **DMC 3041** — Medium Antique Violet
- T **DMC 3752** — Very Light Antique Blue
- N **DMC 500** — Very Dark Blue Green
- S **DMC 3042** — Light Antique Violet
- C **DMC 741** — Medium Tangerine
- P **DMC 3371** — Black Brown
- U **DMC 814** — Dark Garnet
- L **DMC 501** — Dark Blue Green
- 2 **DMC 921** — Copper

Whimsical goose Christmas stocking

Needlepoint pattern

Columns 1 to 72, rows 141 to 234. Gray squares: charted already, do not stitch again

This page is the dark part of the chart



Whimsical goose Christmas stocking

Needlepoint pattern

Columns 73 to 143, rows 141 to 234. Gray squares: charted already, do not stitch again

This page is the dark part of the chart

