White rabbit Christmas stocking

Needlepoint pattern | 143 x 234 stitches | 11 x 18 in (27.9 x 45.7 cm) on 13 mesh | 24 colors



How to stitch it



1. Each square is one tent stitch, up at 1, down at 2. Lines in continental, right to left, the canvas upside down for the next row; wide areas in basketweave.
2. Cut 18 in of thread. Start and end it without a knot left behind.
3. Mark the crossing 2 in from the top and right edges of the canvas. It is the outlined square, top right of page 2, column 143, row 1 (DMC 815): start there. Count threads, not holes.
4. Go on downward, background as you go. Gray squares are on two pages: stitch them once. Empty squares stay bare.
5. Last, two more rows all round, each stitch in the color it lies beside: the seam hides them. Ask your finisher first.

First time? How to needlepoint: flossfield.com/needlepoint/guides/how-to-start/
How to read a chart: flossfield.com/needlepoint/guides/how-to-read-a-chart/

What you need

Canvas: blank mono canvas, 13 mesh (13 threads to the inch), cut 15.5 in wide x 22.5 in high (39.4 x 57.2 cm).

Needle: blunt tapestry, size 20. Also masking tape for the cut edges, and small scissors.

Thread: six-strand floss, 24 colors, about 50 skeins in all (an estimate). Stitch with 7 strands (8 if canvas shows).

Make it a stocking: a finisher, who backs and lines it (ask months before Christmas), or backing, lining, cord and a loop to sew it up yourself. No room for a name: hang a tag. How to finish a stocking.

Thread list, DMC

			stitches	skeins
●	BLANC	White	3,736	6
■	815	Medium Garnet	2,894	5
▲	3752	Very Light Antique Blue	2,152	4
◆	931	Medium Antique Blue	1,909	4
▼	311	Medium Navy Blue	1,903	3
★	500	Very Dark Blue Green	1,481	3
❖	932	Light Antique Blue	1,430	3
X	898	Very Dark Coffee Brown	942	2
H	3753	Ultra Very Light Antique Blue	919	2
+	3842	Very Dark Wedgwood	706	2
=	453	Light Shell Gray	697	2
Z	501	Dark Blue Green	692	2
A	436	Tan	682	1
V	452	Medium Shell Gray	529	1
T	321	Red	386	1
N	433	Medium Brown	350	1
S	350	Medium Coral	321	1
K	451	Dark Shell Gray	269	1
E	783	Medium Topaz	251	1
C	3822	Light Straw	247	1
P	3779	Very Light Rosewood	159	1
U	498	Dark Red	136	1
L	3371	Black Brown	83	1
2	3859	Light Rosewood	46	1

Skeins are estimates, with the two extra rows: the thread a stitch takes on the front and back of 13 mesh canvas, plus 30 percent, rounded up for each color.

Thread colors are approximate screen matches to DMC numbers. Check against real thread before you buy.

For your own stitching, gifts and handmade pieces you sell. Do not resell or share this PDF or copies of it.

White rabbit Christmas stocking

Needlepoint pattern

Columns 62 to 143, rows 1 to 71. Start at the red outline

This page is the dark part of the chart



Key

- **DMC BLANC** — White
- **DMC 815** — Medium Garnet
- **DMC 3752** — Very Light Antique Blue
- **DMC 931** — Medium Antique Blue
- **DMC 311** — Medium Navy Blue
- **DMC 500** — Very Dark Blue Green
- **DMC 932** — Light Antique Blue
- **DMC 898** — Very Dark Coffee Brown
- **DMC 3753** — Ultra Very Light Antique Blue
- **DMC 3842** — Very Dark Wedgwood
- **DMC 501** — Dark Blue Green
- **DMC 436** — Tan
- **DMC 321** — Red
- **DMC 350** — Medium Coral
- **DMC 783** — Medium Topaz
- **DMC 3822** — Light Straw
- **DMC 3779** — Very Light Rosewood
- **DMC 498** — Dark Red

White rabbit Christmas stocking

Needlepoint pattern

Columns 61 to 143, rows 72 to 140. Gray squares: charted already, do not stitch again

This page is the dark part of the chart



Key

- ● **DMC BLANC** White
- ■ **DMC 815** Medium Garnet
- ▲ **DMC 3752**
- ◆ **DMC 931** Medium Antique Blue
- ▼ **DMC 311** Medium Navy Blue
- ★ **DMC 500** Very Dark Blue Green
- ❖ **DMC 932** Light Antique Blue
- X **DMC 898**
- H **DMC 3753**
- \+ **DMC 3842**
- = **DMC 453** Light Shell Gray
- Z **DMC 501** Dark Blue Green
- A **DMC 436** Tan
- V **DMC 452** Medium Shell Gray
- T **DMC 321** Red
- N **DMC 433** Medium Brown
- K **DMC 451** Dark Shell Gray
- E **DMC 783** Medium Topaz
- C **DMC 3822** Light Straw
- P **DMC 3779** Very Light Rosewood
- L **DMC 3371** Black Brown
- 2 **DMC 3859** Light Rosewood

White rabbit Christmas stocking Needlepoint pattern

Columns 1 to 72, rows 141 to 234. Gray squares: charted already, do not stitch again

This page is the dark part of the chart



White rabbit Christmas stocking

Needlepoint pattern

Columns 73 to 143, rows 141 to 234. Gray squares: charted already, do not stitch again

This page is the dark part of the chart

