Whimsical white tiger in the snow

Needlepoint pattern | 90 x 126 stitches | 5 x 7 in (12.7 x 17.8 cm) on 18 mesh | 20 colors



How to stitch it



1. Each square is one tent stitch, up at 1, down at 2. Lines in continental, right to left, the canvas upside down for the next row; wide areas in basketweave.
2. Cut 18 in of thread. Start and end it without a knot left behind.
3. Mark the middle of the canvas. It is the outlined square on page 2, column 45, row 63 (DMC 939): start there. Count threads, not holes.
4. Go on from it: picture first, background last. Gray squares are on two pages: stitch them once.
5. When it is done, block it square.

First time? How to needlepoint: flossfield.com/needlepoint/guides/how-to-start/
How to read a chart: flossfield.com/needlepoint/guides/how-to-read-a-chart/

What you need

Canvas: blank mono canvas, 18 mesh (18 threads to the inch), cut 9 in wide x 11 in high (22.9 x 27.9 cm).

Needle: blunt tapestry, size 22. Also masking tape for the cut edges, and small scissors.

Thread: six-strand floss, 20 colors, about 23 skeins in all (an estimate). Stitch with 4 strands (5 or 6 if canvas shows).

Frame it: acid-free board and a frame.
How to frame needlepoint.

Thread list, DMC

			stitches	skeins
●	BLANC	White	2,748	3
■	311	Medium Navy Blue	2,091	2
▲	3753	Ultra Very Light Antique Blue	1,176	1
◆	939	Very Dark Navy Blue	1,058	1
▼	824	Very Dark Blue	912	1
★	3752	Very Light Antique Blue	669	1
❖	931	Medium Antique Blue	660	1
X	3760	Medium Wedgwood	427	1
H	500	Very Dark Blue Green	398	1
+	932	Light Antique Blue	262	1
=	815	Medium Garnet	262	1
Z	321	Red	244	1
A	501	Dark Blue Green	208	1
V	760	Salmon	86	1
T	666	Bright Red	34	1
N	3766	Light Peacock Blue	32	1
S	3328	Dark Salmon	30	1
K	3765	Very Dark Peacock Blue	20	1
E	807	Peacock Blue	15	1
C	741	Medium Tangerine	8	1

Skeins are estimates: the thread a stitch takes on the front and back of 18 mesh canvas, plus 30 percent, rounded up for each color.
Thread colors are approximate screen matches to DMC numbers. Check against real thread before you buy.
For your own stitching, gifts and handmade pieces you sell. Do not resell or share this PDF or copies of it.

Whimsical white tiger in the snow

Needlepoint pattern

Columns 1 to 90, rows 1 to 67. Start at the red outline

This page is the dark part of the chart



Key

- **DMC BLANC** White
- **DMC 311** Medium Navy Blue
- **DMC 3753** Ultra Very Light Antique Blue
- **DMC 939** Very Dark Navy Blue
- **DMC 824** Very Dark Blue
- **DMC 3752** Very Light Antique Blue
- **DMC 931** Medium Antique Blue
- **DMC 3760** Medium Wedgwood
- **DMC 500** Very Dark Blue Green
- **DMC 815** Medium Garnet
- **DMC 321** Red
- **DMC 501** Dark Blue Green
- **DMC 760** Salmon
- **DMC 666** Bright Red
- **DMC 3766** Light Peacock Blue
- **DMC 3328** Dark Salmon
- **DMC 3765** Very Dark Peacock Blue
- **DMC 741** Medium Tangerine

Whimsical white tiger in the snow

Needlepoint pattern

Columns 1 to 90, rows 68 to 126. Gray squares: charted already, do not stitch again

This page is the dark part of the chart



Key

- DMC BLANC — White
- DMC 3753 — Ultra Very Light Antique Blue
- DMC 939 — Very Dark Navy Blue
- DMC 3752 — Very Light Antique Blue
- DMC 931 — Medium Antique Blue
- DMC 3760 — Medium Wedgwood
- DMC 500 — Very Dark Blue Green
- DMC 932 — Light Antique Blue
- DMC 815 — Medium Garnet
- DMC 321 — Red
- DMC 501 — Dark Blue Green
- DMC 666 — Bright Red
- DMC 807 — Peacock Blue