Whimsical window box with a sleeping cat

Needlepoint pattern | 90 x 90 stitches | 5 x 5 in (12.7 x 12.7 cm) on 18 mesh | 18 colors



How to stitch it



1. Each square is one tent stitch, up at 1, down at 2. Lines in continental, right to left, the canvas upside down for the next row; wide areas in basketweave.
2. Cut 18 in of thread. Start and end it without a knot left behind.
3. Mark the middle of the canvas. It is the outlined square on page 2, column 45, row 45 (DMC 920): start there. Count threads, not holes.
4. Go on from it: picture first, background last. Gray squares are on two pages: stitch them once.
5. Last, two more rows all round, each stitch in the color it lies beside: the opening's edge hides them.

First time? How to needlepoint: flossfield.com/needlepoint/guides/how-to-start/
How to read a chart: flossfield.com/needlepoint/guides/how-to-read-a-chart/

What you need

Canvas: blank mono canvas, 18 mesh (18 threads to the inch), cut 9.5 in square (24.1 cm).

Needle: blunt tapestry, size 22. Also masking tape for the cut edges, and small scissors.

Thread: six-strand floss, 18 colors, about 19 skeins in all (an estimate). Stitch with 4 strands (5 or 6 if canvas shows).

Fit it into a lid: the box or tray, acid-free board and backing. Measure the opening first.
How to fit it into a lid.

Thread list, DMC

			stitches	skeins
●	3865	Winter White	1,586	2
■	800	Pale Delft Blue	1,092	1
▲	798	Dark Delft Blue	944	1
◆	745	Light Pale Yellow	721	1
▼	799	Medium Delft Blue	676	1
★	336	Navy Blue	554	1
❖	3853	Dark Autumn Gold	424	1
X	300	Very Dark Mahogany	304	1
H	987	Dark Forest Green	269	1
+	3854	Medium Autumn Gold	240	1
=	815	Medium Garnet	235	1
Z	922	Light Copper	223	1
A	920	Medium Copper	208	1
V	989	Forest Green	188	1
T	3832	Medium Raspberry	185	1
N	3833	Light Raspberry	138	1
S	319	Very Dark Pistachio Green	81	1
K	726	Light Topaz	32	1

Skeins are estimates, with the two extra rows: the thread a stitch takes on the front and back of 18 mesh canvas, plus 30 percent, rounded up for each color.

Thread colors are approximate screen matches to DMC numbers. Check against real thread before you buy.

For your own stitching, gifts and handmade pieces you sell. Do not resell or share this PDF or copies of it.

Whimsical window box with a sleeping cat

Columns 1 to 49, rows 1 to 90. Start at the red outline

This page is the dark part of the chart





Key

- ● **DMC 3865** Winter White
- ■ **DMC 800** Pale Delft Blue
- ▲ **DMC 798** Dark Delft Blue
- ◆ **DMC 745** Light Pale Yellow
- ▼ **DMC 799** Medium Delft Blue
- ★ **DMC 336** Navy Blue
- ❖ **DMC 3853** Dark Autumn Gold
- X **DMC 300** Very Dark Mahogany
- H **DMC 987** Dark Forest Green
- \+ **DMC 3854** Medium Autumn Gold
- = **DMC 815** Medium Garnet
- Z **DMC 922** Light Copper
- A **DMC 920** Medium Copper
- V **DMC 989** Forest Green
- T **DMC 3832** Medium Raspberry
- N **DMC 3833** Light Raspberry
- S **DMC 319** Very Dark Pistachio Green
- K **DMC 726** Light Topaz

Whimsical window box with a sleeping cat

Columns 50 to 90, rows 1 to 90. Gray squares: charted already, do not stitch again

This page is the dark part of the chart



Key

- ● **DMC 3865** Winter White
- ■ **DMC 800** Pale Delft Blue
- ▲ **DMC 798** Dark Delft Blue
- ◆ **DMC 745** Light Pale Yellow
- ▼ **DMC 799** Medium Delft Blue
- ★ **DMC 336** Navy Blue
- ❖ **DMC 3853** Dark Autumn Gold
- X **DMC 300** Very Dark Mahogany
- H **DMC 987** Dark Forest Green
- \+ **DMC 3854** Medium Autumn Gold
- = **DMC 815** Medium Garnet
- Z **DMC 922** Light Copper
- A **DMC 920** Medium Copper
- V **DMC 989** Forest Green
- T **DMC 3832** Medium Raspberry
- N **DMC 3833** Light Raspberry
- S **DMC 319** Very Dark Pistachio Green
- K **DMC 726** Light Topaz