Whimsical ball of yarn with a kitten

Needlepoint pattern | 90 x 90 stitches | 5 x 5 in (12.7 x 12.7 cm) on 18 mesh | 17 colors



How to stitch it



1. Each square is one tent stitch, up at 1, down at 2. Lines in continental, right to left, the canvas upside down for the next row; wide areas in basketweave.
2. Cut 18 in of thread. Start and end it without a knot left behind.
3. Mark the middle of the canvas. It is the outlined square on page 2, column 45, row 45 (DMC 921): start there. Count threads, not holes.
4. Go on from it: picture first, background last. Gray squares are on two pages: stitch them once.
5. Last, two more rows all round in DMC 600: the opening's edge hides them.

First time? How to needlepoint: flossfield.com/needlepoint/guides/how-to-start/
How to read a chart: flossfield.com/needlepoint/guides/how-to-read-a-chart/

What you need

Canvas: blank mono canvas, 18 mesh (18 threads to the inch), cut 9.5 in square (24.1 cm).

Needle: blunt tapestry, size 22. Also masking tape for the cut edges, and small scissors.

Thread: six-strand floss, 17 colors, about 20 skeins in all (an estimate). Stitch with 4 strands (5 or 6 if canvas shows).

Fit it into a lid: the box or tray, acid-free board and backing. Measure the opening first.
How to fit it into a lid.

Thread list, DMC

			stitches	skeins
●	**3808**	Ultra Very Dark Turquoise	1,587	2
■	**600**	Very Dark Cranberry	1,376	2
▲	**746**	Off White	1,327	2
◆	**3810**	Dark Turquoise	511	1
▼	**3854**	Medium Autumn Gold	507	1
★	**3853**	Dark Autumn Gold	401	1
❖	**603**	Cranberry	397	1
X	**921**	Copper	374	1
H	**918**	Dark Red Copper	318	1
+	**598**	Light Turquoise	306	1
=	**602**	Medium Cranberry	282	1
Z	**818**	Baby Pink	207	1
A	**3685**	Very Dark Mauve	184	1
V	**738**	Very Light Tan	119	1
T	**3371**	Black Brown	116	1
N	**3326**	Light Rose	58	1
S	**3819**	Light Moss Green	30	1

Skeins are estimates, with the two extra rows: the thread a stitch takes on the front and back of 18 mesh canvas, plus 30 percent, rounded up for each color.

Thread colors are approximate screen matches to DMC numbers. Check against real thread before you buy.

For your own stitching, gifts and handmade pieces you sell. Do not resell or share this PDF or copies of it.

Whimsical ball of yarn with a kitten

Needlepoint pattern

Columns 1 to 49, rows 1 to 90. Start at the red outline

This page is the dark part of the chart



Key

- **DMC 3808** Ultra Very Dark Turquoise
- **DMC 600** Very Dark Cranberry
- **DMC 746** Off White
- **DMC 3810** Dark Turquoise
- **DMC 3854** Medium Autumn Gold
- **DMC 3853** Dark Autumn Gold
- **DMC 603** Cranberry
- **DMC 921** Copper
- **DMC 918** Dark Red Copper
- **DMC 598** Light Turquoise
- **DMC 602** Medium Cranberry
- **DMC 818** Baby Pink
- **DMC 3685** Very Dark Mauve
- **DMC 738** Very Light Tan
- **DMC 3371** Black Brown
- **DMC 3326** Light Rose
- **DMC 3819** Light Moss Green

Whimsical ball of yarn with a kitten Needlepoint pattern

Columns 50 to 90, rows 1 to 90. Gray squares: charted already, do not stitch again

This page is the dark part of the chart



Key

- **DMC 3808** Ultra Very Dark Turquoise
- **DMC 600** Very Dark Cranberry
- **DMC 746** Off White
- **DMC 3810** Dark Turquoise
- **DMC 3854** Medium Autumn Gold
- **DMC 3853** Dark Autumn Gold
- **DMC 603** Cranberry
- **DMC 921** Copper
- **DMC 918** Dark Red Copper
- **DMC 598** Light Turquoise
- **DMC 602** Medium Cranberry
- **DMC 738** Very Light Tan
- **DMC 3371** Black Brown
- **DMC 3326** Light Rose
- **DMC 3819** Light Moss Green