Wide awning stripe over a flower shop

Needlepoint pattern | 160 x 120 stitches | 16 x 12 in (40.6 x 30.5 cm) on 10 mesh | 24 colors



How to stitch it



1. Each square is one tent stitch, up at 1, down at 2. Lines in continental, right to left, the canvas upside down for the next row; wide areas in basketweave.
2. Cut 18 in of thread. Start and end it without a knot left behind.
3. Mark the middle of the canvas. It is the outlined square on page 2, column 80, row 60 (DMC 712): start there. Count threads, not holes.
4. Go on from it: picture first, background last. Gray squares are on two pages: stitch them once.
5. Last, two more rows all round, each stitch in the color it lies beside: the seam hides them.

First time? How to needlepoint: flossfield.com/needlepoint/guides/how-to-start/
How to read a chart: flossfield.com/needlepoint/guides/how-to-read-a-chart/

What you need

Canvas: blank mono canvas, 10 mesh (10 threads to the inch), cut 20.5 in wide x 16.5 in high (52.1 x 41.9 cm).

Needle: blunt tapestry, size 18. Also masking tape for the cut edges, and small scissors.

Thread: pearl cotton size 3, 24 colors, about 44 skeins in all (an estimate). Stitch with 2 lengths together.

Make it a pillow: backing fabric, an insert the size of the stitching or an inch larger, and cord or piping for the edge. How to finish a pillow.

Thread list, DMC

			stitches	skeins
●	**712**	Cream	2,473	4
■	**350**	Medium Coral	2,449	4
▲	**500**	Very Dark Blue Green	2,407	4
◆	**739**	Ultra Very Light Tan	2,147	4
▼	**3808**	Ultra Very Dark Turquoise	2,087	4
★	**3810**	Dark Turquoise	1,861	4
❖	**817**	Very Dark Coral Red	892	2
X	**738**	Very Light Tan	668	2
H	**3340**	Medium Apricot	578	1
+	**603**	Cranberry	566	1
=	**155**	Medium Dark Blue Violet	383	1
Z	**963**	Ultra Very Light Dusty Rose	331	1
A	**3608**	Very Light Plum	302	1
V	**3607**	Light Plum	282	1
T	**726**	Light Topaz	250	1
N	**783**	Medium Topaz	246	1
S	**3746**	Dark Blue Violet	238	1
K	**598**	Light Turquoise	228	1
E	**905**	Dark Parrot Green	189	1
C	**471**	Very Light Avocado Green	165	1
P	**727**	Very Light Topaz	157	1
U	**602**	Medium Cranberry	122	1
L	**3747**	Very Light Blue Violet	113	1
2	**718**	Plum	66	1

Skeins are estimates, with the two extra rows: the thread a stitch takes on the front and back of 10 mesh canvas, plus 30 percent, rounded up for each color.

Thread colors are approximate screen matches to DMC numbers. Check against real thread before you buy.

For your own stitching, gifts and handmade pieces you sell. Do not resell or share this PDF or copies of it.

Wide awning stripe over a flower shop

Needlepoint pattern

Columns 1 to 84, rows 1 to 64. Start at the red outline

This page is the dark part of the chart



Key

- ● **DMC 712** Cream
- ▫ **DMC 350** Medium Coral
- ▲ **DMC 500** Very Dark Blue Green
- ◆ **DMC 739** Ultra Very Light Tan
- ▼ **DMC 3808** Ultra Very Dark Turquoise
- ★ **DMC 3810** Dark Turquoise
- ❖ **DMC 817** Very Dark Coral Red
- X **DMC 738** Very Light Tan
- H **DMC 3340** Medium Apricot
- E **DMC 905** Dark Parrot Green

Wide awning stripe over a flower shop

Needlepoint pattern

Columns 85 to 160, rows 1 to 64. Gray squares: charted already, do not stitch again

This page is the dark part of the chart

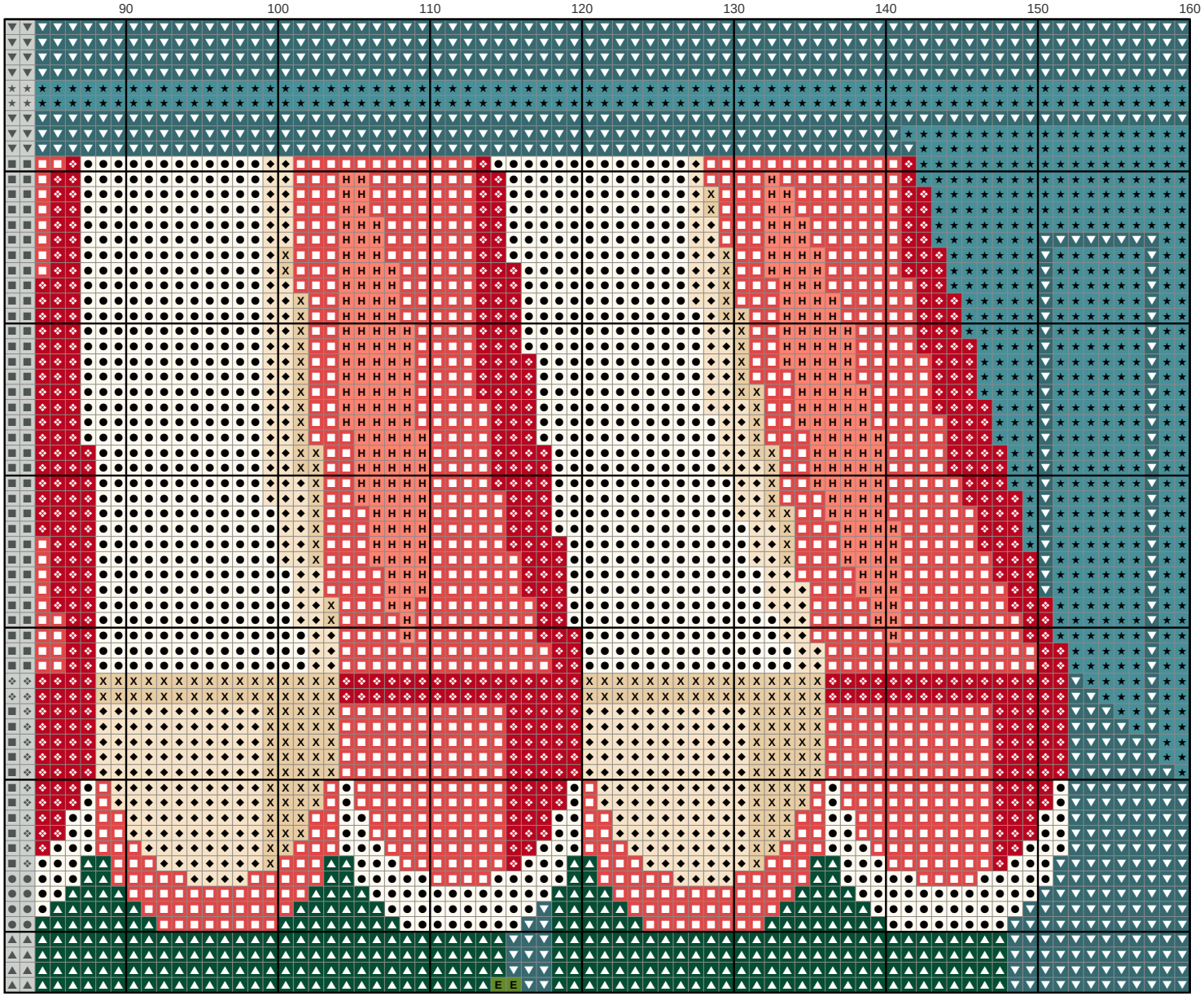

Key

- **DMC 712** Cream
- **DMC 350** Medium Coral
- **DMC 500** Very Dark Blue Green
- **DMC 739** Ultra Very Light Tan
- **DMC 3808** Ultra Very Dark Turquoise
- **DMC 3810** Dark Turquoise
- **DMC 817** Very Dark Coral Red
- **DMC 738** Very Light Tan
- **DMC 3340** Medium Apricot
- **DMC 905** Dark Parrot Green

Wide awning stripe over a flower shop

Needlepoint pattern

Columns 1 to 84, rows 65 to 120. Gray squares: charted already, do not stitch again

This page is the dark part of the chart



Key

- ● DMC 712 Cream
- ■ DMC 350
- ▲ DMC 500
- ◆ DMC 739
- ▼ DMC 3808
- ★ DMC 3810
- ❖ DMC 817
- X DMC 738
- \+ DMC 603 Cranberry
- = DMC 155
- Z DMC 963
- A DMC 3608
- V DMC 3607 Light Plum
- T DMC 726 Light Topaz
- N DMC 783
- S DMC 3746
- K DMC 598
- E DMC 905
- C DMC 471
- P DMC 727
- U DMC 602
- L DMC 3747
- 2 DMC 718 Plum

Wide awning stripe over a flower shop

Needlepoint pattern

Columns 85 to 160, rows 65 to 120. Gray squares: charted already, do not stitch again

This page is the dark part of the chart



Key

- ● **DMC 712** Cream
- ■ **DMC 350** Medium Coral
- ▲ **DMC 500** Very Dark Blue Green
- ◆ **DMC 739** Ultra Very Light Tan
- ▼ **DMC 3808** Ultra Very Dark Turquoise
- ★ **DMC 3810** Dark Turquoise
- ❖ **DMC 817** Very Dark Coral Red
- X **DMC 738** Very Light Tan
- \+ **DMC 603** Cranberry
- = **DMC 155** Medium Dark Blue Violet
- Z **DMC 963** Ultra Very Light Dusty Rose
- A **DMC 3608** Very Light Plum
- V **DMC 3607** Light Plum
- T **DMC 726** Light Topaz
- N **DMC 783** Medium Topaz
- S **DMC 3746** Dark Blue Violet
- K **DMC 598** Light Turquoise
- E **DMC 905** Dark Parrot Green
- C **DMC 471** Very Light Avocado Green
- P **DMC 727** Very Light Topaz
- U **DMC 602** Medium Cranberry
- L **DMC 3747** Very Light Blue Violet
- 2 **DMC 718** Plum