Windowpane check with herb sprigs

Needlepoint pattern | 160 x 160 stitches | 16 x 16 in (40.6 x 40.6 cm) on 10 mesh | 24 colors



How to stitch it



1. Each square is one tent stitch, up at 1, down at 2. Lines in continental, right to left, the canvas upside down for the next row; wide areas in basketweave.
2. Cut 18 in of thread. Start and end it without a knot left behind.
3. Mark the middle of the canvas. It is the outlined square on page 5, column 80, row 80 (DMC 921): start there. Count threads, not holes.
4. Go on from it: picture first, background last. Gray squares are on two pages: stitch them once.
5. Last, two more rows all round in DMC 3750: the seam hides them.

First time? How to needlepoint: flossfield.com/needlepoint/guides/how-to-start/
How to read a chart: flossfield.com/needlepoint/guides/how-to-read-a-chart/

What you need

Canvas: blank mono canvas, 10 mesh (10 threads to the inch), cut 20.5 in square (52.1 cm).

Needle: blunt tapestry, size 18. Also masking tape for the cut edges, and small scissors.

Thread: pearl cotton size 3, 24 colors, about 56 skeins in all (an estimate). Stitch with 2 lengths together.

Make it a pillow: backing fabric, an insert the size of the stitching or an inch larger, and cord or piping for the edge. How to finish a pillow.

Thread list, DMC

			stitches	skeins
●	822	Light Beige Gray	11,562	18
■	931	Medium Antique Blue	4,416	7
▲	988	Medium Forest Green	1,709	3
◆	BLANC	White	1,578	3
▼	986	Very Dark Forest Green	1,427	3
★	3750	Very Dark Antique Blue	892	4
❖	520	Dark Fern Green	484	1
X	3853	Dark Autumn Gold	370	1
H	3822	Light Straw	360	1
+	340	Medium Blue Violet	339	1
=	3348	Light Yellow Green	289	1
Z	333	Very Dark Blue Violet	282	1
A	932	Light Antique Blue	279	1
V	3835	Medium Grape	239	1
T	522	Fern Green	222	1
N	919	Red Copper	220	1
S	3747	Very Light Blue Violet	180	1
K	3836	Light Grape	180	1
E	153	Very Light Violet	149	1
C	524	Very Light Fern Green	125	1
P	783	Medium Topaz	107	1
U	3371	Black Brown	89	1
L	921	Copper	74	1
2	349	Dark Coral	28	1

Skeins are estimates, with the two extra rows: the thread a stitch takes on the front and back of 10 mesh canvas, plus 30 percent, rounded up for each color.

Thread colors are approximate screen matches to DMC numbers. Check against real thread before you buy.

For your own stitching, gifts and handmade pieces you sell. Do not resell or share this PDF or copies of it.

Windowpane check with herb sprigs

Needlepoint pattern

Columns 1 to 84, rows 1 to 69

This page is the dark part of the chart



Key

- **DMC 822** Light Beige Gray
- **DMC 931** Medium Antique Blue
- **DMC 988** Medium Forest Green
- **DMC BLANC** White
- **DMC 986** Very Dark Forest Green
- **DMC 3750** Very Dark Antique Blue
- **DMC 520** Dark Fern Green
- **DMC 3853** Dark Autumn Gold
- **DMC 3822** Light Straw
- **DMC 340** Medium Blue Violet
- **DMC 333** Very Dark Blue Violet
- **DMC 932** Light Antique Blue
- **DMC 522** Fern Green
- **DMC 919** Red Copper
- **DMC 3747** Very Light Blue Violet
- **DMC 524** Very Light Fern Green
- **DMC 783** Medium Topaz
- **DMC 921** Copper

Windowpane check with herb sprigs

Needlepoint pattern

Columns 85 to 160, rows 1 to 69. Gray squares: charted already, do not stitch again

This page is the dark part of the chart



Key

- ● **DMC 822** Light Beige Gray
- ■ **DMC 931** Medium Antique Blue
- ▲ **DMC 988** Medium Forest Green
- ◆ **DMC BLANC** White
- ▼ **DMC 986** Very Dark Forest Green
- ★ **DMC 3750** Very Dark Antique Blue
- ❖ **DMC 520** Dark Fern Green
- X **DMC 3853** Dark Autumn Gold
- H **DMC 3822** Light Straw
- \+ **DMC 340** Medium Blue Violet
- = **DMC 3348** Light Yellow Green
- Z **DMC 333** Very Dark Blue Violet
- A **DMC 932** Light Antique Blue
- N **DMC 919** Red Copper
- S **DMC 3747** Very Light Blue Violet
- P **DMC 783** Medium Topaz
- L **DMC 921** Copper

Windowpane check with herb sprigs

Needlepoint pattern

Columns 1 to 54, rows 70 to 160. Gray squares: charted already, do not stitch again

This page is the dark part of the chart



Key

- ● **DMC 822** Light Beige Gray
- ■ **DMC 931** Medium Antique Blue
- ▲ **DMC 988** Medium Forest Green
- ◆ **DMC BLANC** White
- ▼ **DMC 986** Very Dark Forest Green
- ★ **DMC 3750** Very Dark Antique Blue
- ❖ **DMC 520** Dark Fern Green
- H **DMC 3822** Light Straw
- \+ **DMC 340** Medium Blue Violet
- = **DMC 3348** Light Yellow Green
- Z **DMC 333** Very Dark Blue Violet
- A **DMC 932** Light Antique Blue
- V **DMC 3835** Medium Grape
- T **DMC 522** Fern Green
- S **DMC 3747** Very Light Blue Violet
- K **DMC 3836** Light Grape
- E **DMC 153** Very Light Violet
- C **DMC 524** Very Light Fern Green
- P **DMC 783** Medium Topaz
- U **DMC 3371** Black Brown

Windowpane check with herb sprigs

Needlepoint pattern

Columns 55 to 107, rows 70 to 160. Start at the red outline. Gray squares: charted already, do not stitch again

This page is the dark part of the chart



Key

- ● **DMC 822** Light Beige Gray
- ■ **DMC 931** Medium Antique Blue
- ▲ **DMC 988** Medium Forest Green
- ◆ **DMC BLANC** White
- ▼ **DMC 986** Very Dark Forest Green
- ★ **DMC 3750** Very Dark Antique Blue
- X **DMC 3853** Dark Autumn Gold
- H **DMC 3822** Light Straw
- = **DMC 3348** Light Yellow Green
- A **DMC 932** Light Antique Blue
- N **DMC 919** Red Copper
- P **DMC 783** Medium Topaz
- L **DMC 921** Copper

Windowpane check with herb sprigs

Needlepoint pattern

Columns 108 to 160, rows 70 to 160. Gray squares: charted already, do not stitch again

This page is the dark part of the chart



Key

- ● **DMC 822** Light Beige Gray
- ■ **DMC 931** Medium Antique Blue
- ▲ **DMC 988** Medium Forest Green
- ◆ **DMC BLANC** White
- ▼ **DMC 986** Very Dark Forest Green
- ★ **DMC 3750** Very Dark Antique Blue
- X **DMC 3853** Dark Autumn Gold
- H **DMC 3822** Light Straw
- = **DMC 3348** Light Yellow Green
- A **DMC 932** Light Antique Blue
- V **DMC 3835** Medium Grape
- N **DMC 919** Red Copper
- K **DMC 3836** Light Grape
- E **DMC 153** Very Light Violet
- U **DMC 3371** Black Brown
- 2 **DMC 349** Dark Coral