Finches in a spring wreath

Needlepoint pattern | 130 x 130 stitches | 10 x 10 in (25.4 x 25.4 cm) on 13 mesh | 20 colors



How to stitch it



1. Each square is one tent stitch, up at 1, down at 2. Lines in continental, right to left, the canvas upside down for the next row; wide areas in basketweave.
2. Cut 18 in of thread. Start and end it without a knot left behind.
3. Mark the middle of the canvas. It is the outlined square on page 2, column 65, row 65 (DMC 3811): start there. Count threads, not holes.
4. Go on from it: picture first, background last. Gray squares are on two pages: stitch them once.
5. Last, two more rows all round in DMC 3766: the seam hides them.

First time? How to needlepoint: flossfield.com/needlepoint/guides/how-to-start/
How to read a chart: flossfield.com/needlepoint/guides/how-to-read-a-chart/

What you need

Canvas: blank mono canvas, 13 mesh (13 threads to the inch), cut 14.5 in square (36.8 cm).

Needle: blunt tapestry, size 20. Also masking tape for the cut edges, and small scissors.

Thread: six-strand floss, 20 colors, about 38 skeins in all (an estimate). Stitch with 7 strands (8 if canvas shows).

Make it a pillow: backing fabric, an insert the size of the stitching or an inch larger, and cord or piping for the edge. How to finish a pillow.

Thread list, DMC

			stitches	skeins
●	**3766**	Light Peacock Blue	6,427	11
■	**905**	Dark Parrot Green	1,528	3
▲	**3811**	Very Light Turquoise	1,390	3
◆	**898**	Very Dark Coffee Brown	919	2
▼	**310**	Black	816	2
★	**726**	Light Topaz	797	2
❖	**3345**	Dark Hunter Green	697	2
X	**433**	Medium Brown	661	1
H	**BLANC**	White	636	1
+	**437**	Light Tan	539	1
=	**782**	Dark Topaz	489	1
Z	**471**	Very Light Avocado Green	447	1
A	**208**	Very Dark Lavender	391	1
V	**32**	Dark Blueberry	332	1
T	**210**	Medium Lavender	282	1
N	**3832**	Medium Raspberry	269	1
S	**725**	Medium Light Topaz	175	1
K	**970**	Light Pumpkin	52	1
E	**150**	Ultra Very Dark Dusty Rose	39	1
C	**3078**	Very Light Golden Yellow	14	1

Skeins are estimates, with the two extra rows: the thread a stitch takes on the front and back of 13 mesh canvas, plus 30 percent, rounded up for each color.

Thread colors are approximate screen matches to DMC numbers. Check against real thread before you buy.

For your own stitching, gifts and handmade pieces you sell. Do not resell or share this PDF or copies of it.

Finches in a spring wreath

Needlepoint pattern

Columns 1 to 69, rows 1 to 69. Start at the red outline

This page is the dark part of the chart

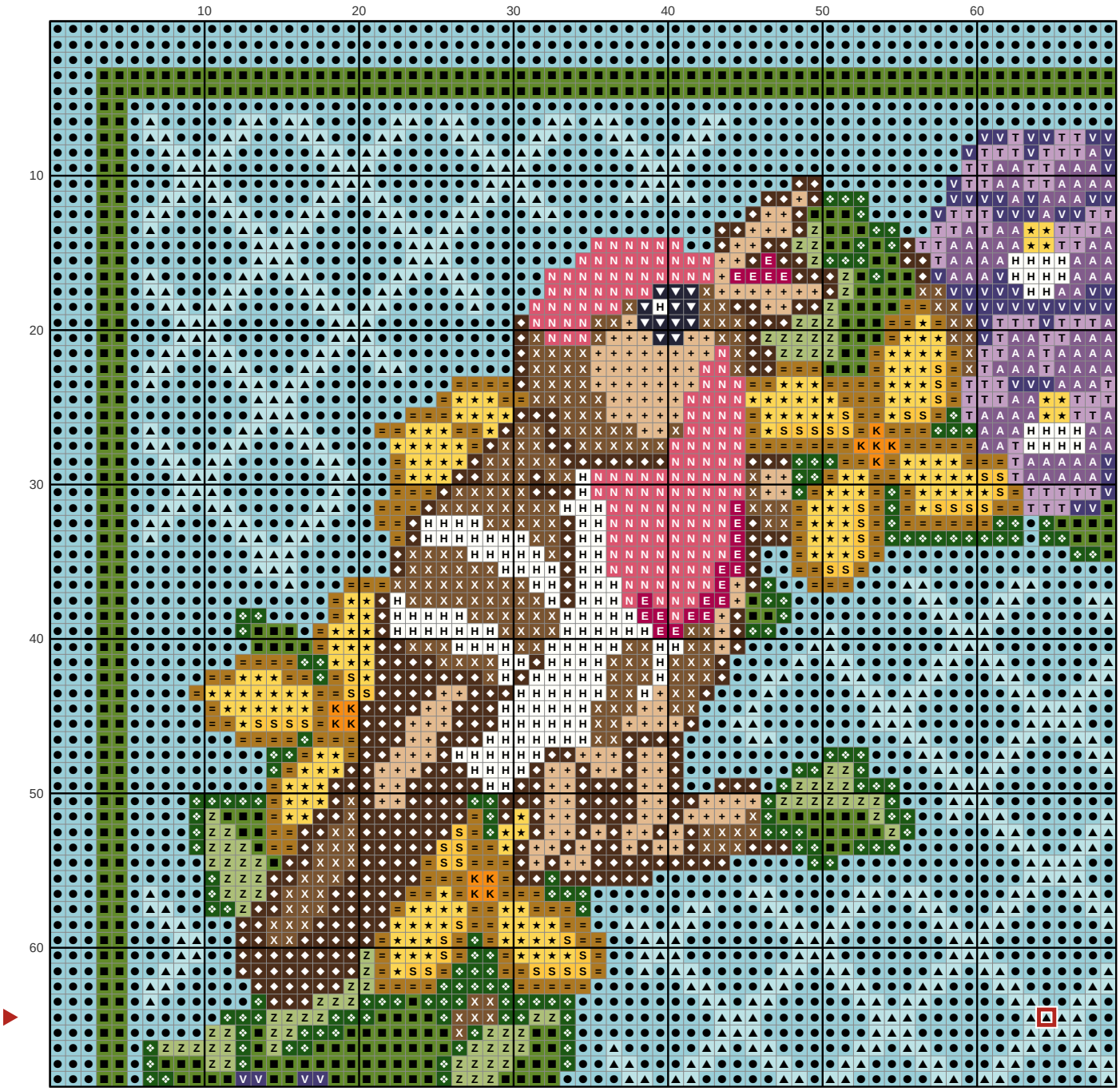

Key

- ● **DMC 3766** Light Peacock Blue
- ■ **DMC 905** Dark Parrot Green
- ▲ **DMC 3811** Very Light Turquoise
- ◆ **DMC 898** Very Dark Coffee Brown
- ▼ **DMC 310** Black
- ★ **DMC 726** Light Topaz
- ❖ **DMC 3345** Dark Hunter Green
- X **DMC 433** Medium Brown
- H **DMC BLANC** White
- \+ **DMC 437** Light Tan
- = **DMC 782** Dark Topaz
- Z **DMC 471** Very Light Avocado Green
- A **DMC 208** Very Dark Lavender
- V **DMC 32** Dark Blueberry
- T **DMC 210** Medium Lavender
- N **DMC 3832** Medium Raspberry
- S **DMC 725** Medium Light Topaz
- K **DMC 970** Light Pumpkin
- E **DMC 150** Ultra Very Dark Dusty Rose

Finches in a spring wreath Needlepoint pattern

Columns 70 to 130, rows 1 to 69. Gray squares: charted already, do not stitch again

This page is the dark part of the chart



Key

- ● **DMC 3766** Light Peacock Blue
- ■ **DMC 905** Dark Parrot Green
- ▲ **DMC 3811** Very Light Turquoise
- ◆ **DMC 898** Very Dark Coffee Brown
- ▼ **DMC 310** Black
- ★ **DMC 726** Light Topaz
- ❖ **DMC 3345** Dark Hunter Green
- X **DMC 433** Medium Brown
- H **DMC BLANC** White
- \+ **DMC 437** Light Tan
- = **DMC 782** Dark Topaz
- Z **DMC 471** Very Light Avocado Green
- A **DMC 208** Very Dark Lavender
- V **DMC 32** Dark Blueberry
- T **DMC 210** Medium Lavender
- S **DMC 725** Medium Light Topaz
- K **DMC 970** Light Pumpkin

Finches in a spring wreath

Needlepoint pattern

Columns 1 to 69, rows 70 to 130. Gray squares: charted already, do not stitch again

This page is the dark part of the chart



Key

● **DMC 3766** Light Peacock Blue	❖ **DMC 3345** Dark Hunter Green	A **DMC 208** Very Dark Lavender
■ **DMC 905** Dark Parrot Green	X **DMC 433** Medium Brown	V **DMC 32** Dark Blueberry
▲ **DMC 3811** Very Light Turquoise	H **DMC BLANC** White	T **DMC 210** Medium Lavender
◆ **DMC 898** Very Dark Coffee Brown	+ **DMC 437** Light Tan	S **DMC 725** Medium Light Topaz
▼ **DMC 310** Black	= **DMC 782** Dark Topaz	K **DMC 970** Light Pumpkin
★ **DMC 726** Light Topaz	Z **DMC 471** Very Light Avocado Green	C **DMC 3078** Very Light Golden Yellow

Finches in a spring wreath

Needlepoint pattern

Columns 70 to 130, rows 70 to 130. Gray squares: charted already, do not stitch again

This page is the dark part of the chart



Key

- ● **DMC 3766** Light Peacock Blue
- ■ **DMC 905** Dark Parrot Green
- ▲ **DMC 3811** Very Light Turquoise
- ◆ **DMC 898** Very Dark Coffee Brown
- ▼ **DMC 310** Black
- ★ **DMC 726** Light Topaz
- ❖ **DMC 3345** Dark Hunter Green
- X **DMC 433** Medium Brown
- H **DMC BLANC** White
- \+ **DMC 437** Light Tan
- = **DMC 782** Dark Topaz
- Z **DMC 471** Very Light Avocado Green
- A **DMC 208** Very Dark Lavender
- V **DMC 32** Dark Blueberry
- T **DMC 210** Medium Lavender
- N **DMC 3832** Medium Raspberry
- S **DMC 725** Medium Light Topaz
- K **DMC 970** Light Pumpkin
- E **DMC 150** Ultra Very Dark Dusty Rose