English cream golden retriever

Needlepoint pattern | 140 x 140 stitches | 14 x 14 in (35.6 x 35.6 cm) on 10 mesh | 23 colors



How to read the chart



1. Each square is one tent stitch, up at 1, down at 2: basketweave for the background, continental for lines.
2. Bind the edges. Cut 18 in of thread; start and end it without a knot left behind.
3. Mark the middle of the canvas. It is the outlined square on page 2 (DMC 3371): start there. Count threads, not holes.
4. Picture first, then border, background last. Gray squares are on two pages: stitch them once.
5. A heavier line stands every ten squares: count by them.
6. When it is done, block it square.

flossfield.com/needlepoint/guides/how-to-read-a-chart/

You will need

Canvas: blank mono canvas, 10 mesh (10 threads to the inch), cut 18 x 18 in (45.7 x 45.7 cm).

Needle: tapestry, size 16 or 18. Also masking tape for the cut edges, and small scissors.

Thread: pearl cotton size 3, 2 strands in the needle, about 41 skeins in all (an estimate).

Make it a pillow: backing fabric, an insert the size of the stitching or an inch larger, and cord or piping for the edge. The seam takes two rows: stitch two extra rows all round in DMC 823, the color at its edge. With those rows it takes 13 skeins of DMC 823, not 11. How to finish a pillow.

Thread list, DMC

			stitches	skeins
●	823	Dark Navy Blue	7,110	11
■	739	Ultra Very Light Tan	1,828	3
▲	712	Cream	1,390	3
◆	963	Ultra Very Light Dusty Rose	1,319	2
▼	3354	Light Dusty Rose	1,160	2
★	738	Very Light Tan	1,137	2
❖	3803	Dark Mauve	1,004	2
X	422	Light Hazelnut Brown	592	1
O	3347	Medium Yellow Green	574	1
+	3348	Light Yellow Green	537	1
=	437	Light Tan	467	1
Z	3371	Black Brown	377	1
A	3731	Very Dark Dusty Rose	362	1
V	312	Very Dark Baby Blue	252	1
T	799	Medium Delft Blue	245	1
N	347	Very Dark Salmon	204	1
S	3828	Hazelnut Brown	201	1
K	783	Medium Topaz	194	1
E	3822	Light Straw	181	1
C	350	Medium Coral	156	1
P	800	Pale Delft Blue	152	1
U	3345	Dark Hunter Green	135	1
L	801	Dark Coffee Brown	23	1

Skeins are estimates: the thread a stitch takes on the front and back of 10 mesh canvas, plus 30 percent, rounded up for each color.

Thread colors are approximate screen matches to DMC numbers. Check against real thread before you buy.

For your own stitching, gifts and handmade pieces you sell. Do not resell or share this PDF or copies of it.

English cream golden retriever Needlepoint pattern

Chart 1 of 4: columns 1 to 70, rows 1 to 70. Start at the red outline

This page is the dark part of the chart



Key

- DMC 823 Dark Navy Blue
- DMC 739 Ultra Very Light Tan
- DMC 712 Cream
- DMC 963 Ultra Very Light Dusty Rose
- DMC 3354 Light Dusty Rose
- DMC 738 Very Light Tan
- DMC 3803 Dark Mauve
- DMC 422 Light Hazelnut Brown
- DMC 3347 Medium Yellow Green
- DMC 3348 Light Yellow Green
- DMC 437 Light Tan
- DMC 3371 Black Brown
- DMC 3731 Very Dark Dusty Rose
- DMC 312 Very Dark Baby Blue
- DMC 799 Medium Delft Blue
- DMC 347 Very Dark Salmon
- DMC 3828 Hazelnut Brown
- DMC 783 Medium Topaz
- DMC 3822 Light Straw
- DMC 350 Medium Coral
- DMC 800 Pale Delft Blue
- DMC 3345 Dark Hunter Green
- DMC 801 Dark Coffee Brown

English cream golden retriever Needlepoint pattern

This page is the dark part of the chart

Chart 2 of 4: columns 71 to 140, rows 1 to 70. Gray squares repeat columns 69 and 70: do not stitch them twice



Key

- **DMC 823** Dark Navy Blue
- **DMC 739** Ultra Very Light Tan
- **DMC 712** Cream
- **DMC 963** Ultra Very Light Dusty Rose
- **DMC 3354** Light Dusty Rose
- **DMC 738** Very Light Tan
- **DMC 3803** Dark Mauve
- **DMC 422** Light Hazelnut Brown
- **DMC 3347** Medium Yellow Green
- **DMC 3348** Light Yellow Green
- **DMC 437** Light Tan
- **DMC 3371** Black Brown
- **DMC 3731** Very Dark Dusty Rose
- **DMC 312** Very Dark Baby Blue
- **DMC 799** Medium Delft Blue
- **DMC 347** Very Dark Salmon
- **DMC 3828** Hazelnut Brown
- **DMC 783** Medium Topaz
- **DMC 3822** Light Straw
- **DMC 350** Medium Coral
- **DMC 800** Pale Delft Blue
- **DMC 3345** Dark Hunter Green
- **DMC 801** Dark Coffee Brown

English cream golden retriever Needlepoint pattern

This page is the dark part of the chart

Chart 3 of 4: columns 1 to 70, rows 71 to 140. Gray squares repeat rows 69 and 70: do not stitch them twice



Key

●	**DMC 823** Dark Navy Blue	O	**DMC 3347** Medium Yellow Green	S	**DMC 3828** Hazelnut Brown
■	**DMC 739** Ultra Very Light Tan	+	**DMC 3348** Light Yellow Green	K	**DMC 783** Medium Topaz
▲	**DMC 712** Cream	=	**DMC 437** Light Tan	E	**DMC 3822** Light Straw
◆	**DMC 963** Ultra Very Light Dusty Rose	Z	**DMC 3371** Black Brown	C	**DMC 350** Medium Coral
▼	**DMC 3354** Light Dusty Rose	A	**DMC 3731** Very Dark Dusty Rose	P	**DMC 800** Pale Delft Blue
★	**DMC 738** Very Light Tan	V	**DMC 312** Very Dark Baby Blue	U	**DMC 3345** Dark Hunter Green
❖	**DMC 3803** Dark Mauve	T	**DMC 799** Medium Delft Blue		
X	**DMC 422** Light Hazelnut Brown	N	**DMC 347** Very Dark Salmon		

English cream golden retriever Needlepoint pattern

This page is the dark part of the chart

Chart 4 of 4: columns 71 to 140, rows 71 to 140. Gray squares repeat columns 69 and 70 and rows 69 and 70: do not stitch them twice

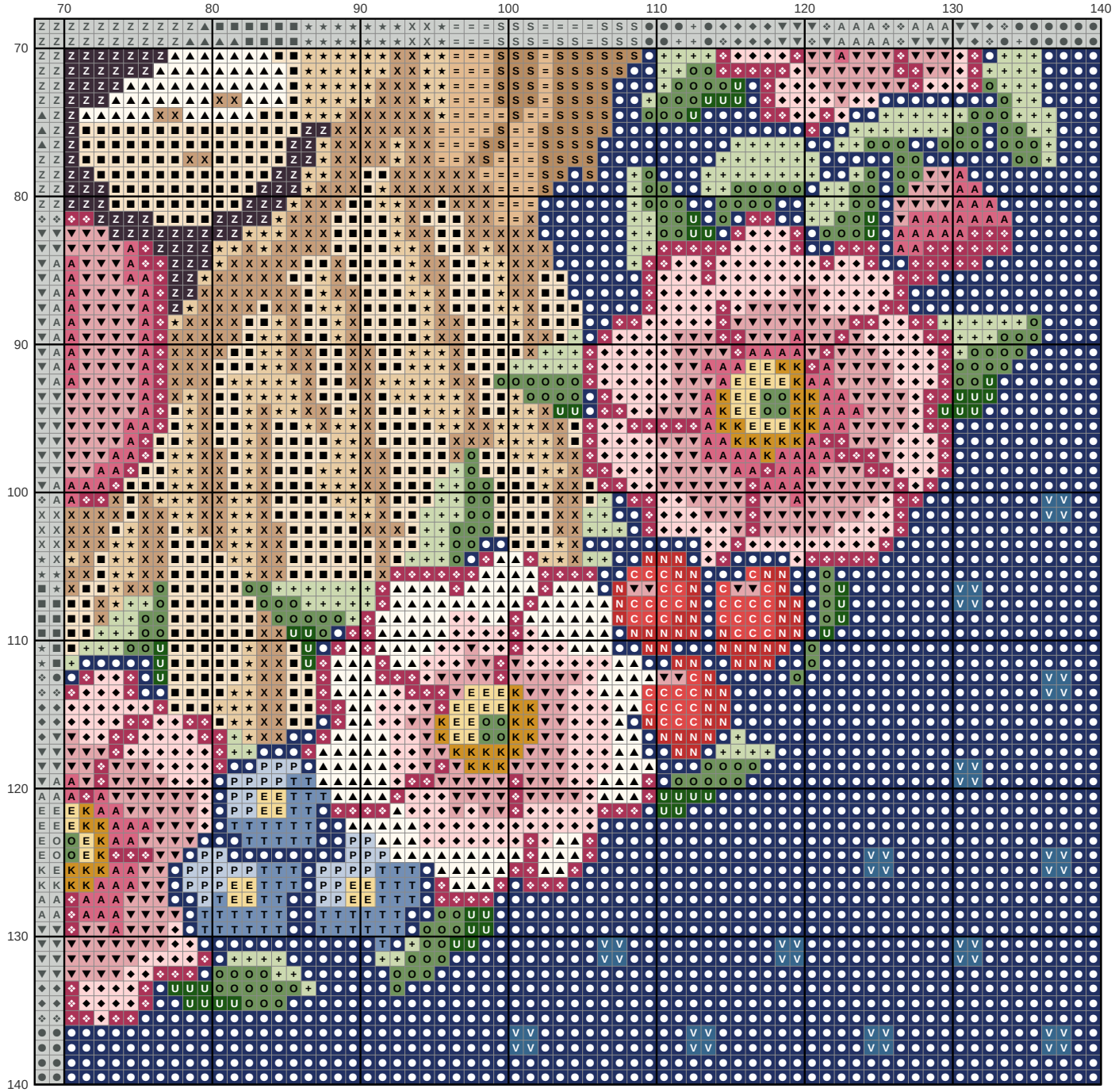

Key

●	**DMC 823** Dark Navy Blue	O	**DMC 3347** Medium Yellow Green	S	**DMC 3828** Hazelnut Brown
■	**DMC 739** Ultra Very Light Tan	+	**DMC 3348** Light Yellow Green	K	**DMC 783** Medium Topaz
▲	**DMC 712** Cream	=	**DMC 437** Light Tan	E	**DMC 3822** Light Straw
◆	**DMC 963** Ultra Very Light Dusty Rose	Z	**DMC 3371** Black Brown	C	**DMC 350** Medium Coral
▼	**DMC 3354** Light Dusty Rose	A	**DMC 3731** Very Dark Dusty Rose	P	**DMC 800** Pale Delft Blue
★	**DMC 738** Very Light Tan	V	**DMC 312** Very Dark Baby Blue	U	**DMC 3345** Dark Hunter Green
❖	**DMC 3803** Dark Mauve	T	**DMC 799** Medium Delft Blue		
X	**DMC 422** Light Hazelnut Brown	N	**DMC 347** Very Dark Salmon		